

NATIONAL SOUTH AFRICAN PRICE INFORMATION FOR WEEK 5

Class Units Avg Mass **Avg Purch** **Avg Selling** Selling Min Selling Max From 2022/01/31 To 2022/02/06
CATTLE Weighted 20%

Class	Units	Avg Mass	Avg Purch	Avg Selling	Selling Min	Selling Max
A2	6943	273,90	55,91	57,60	57,17	58,23
A3	556	287,66	55,80	57,29	55,46	59,17
AB2	668	273,55	55,08	57,19	56,28	57,44
AB3	55	289,22	54,70	57,04	53,94	58,24
B2	304	278,48	52,75	54,67	53,23	56,88
B3	42	298,95	52,59	54,49	52,09	56,68
C2	259	705,50	48,34	50,28	49,37	52,75
C3	75	313,11	45,74	50,70	49,17	52,40

Hide Feedlot	Weighted	5,10
Hide Field	Average	4,59
Dorper	ea	53,00
Merino	ea	70,75

8 902

Class Units Avg Mass **Avg Purch** **Avg Selling** Selling Min Selling Max
LAMB/SHEEP Weighted 20%

Class	Units	Avg Mass	Avg Purch	Avg Selling	Selling Min	Selling Max
A0	5	16,12	63,53	70,84	69,38	76,00
A1	227	16,25	85,14	84,19	81,41	84,91
A2	8791	20,76	85,84	85,94	84,22	86,36
A3	959	22,51	83,31	83,19	82,63	85,11
A4	256	22,86	73,93	75,19	72,50	80,45
A5	32	24,63	74,59	77,07	61,35	84,08
A6	56	23,65	71,13	72,31	62,21	83,95
AB2	65	23,82	77,91	79,55	72,90	81,49
AB3	8	22,59	77,47	80,33	75,00	87,61
B2	76	25,75	74,41	75,08	71,50	76,29
B3	2	33,35	76,00	75,00	75,00	75,00
C2	380	24,27	71,15	73,71	70,44	76,69
C3	23	25,24	68,96	71,50	70,62	74,48

10 880

Class Units Avg Mass **Avg Purch** Purch Min Purch Max
PIGS Weighted 20%

Class	Units	Avg Mass	Avg Purch	Purch Min	Purch Max
P	1925	50,80	26,08	23,50	27,28
O	79	52,84	25,66	22,68	27,06
R	10	52,62	24,02	18,67	26,50
C	3	59,53	23,26	18,50	25,50
U					
S					

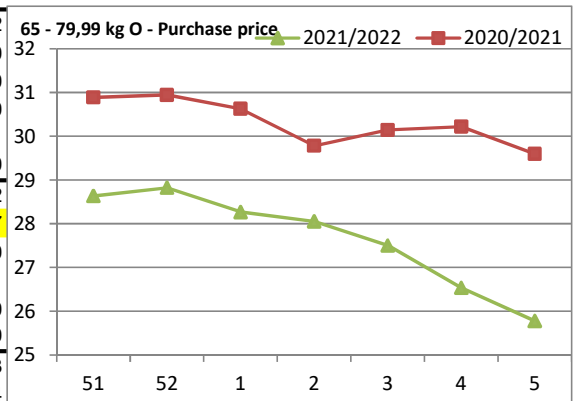
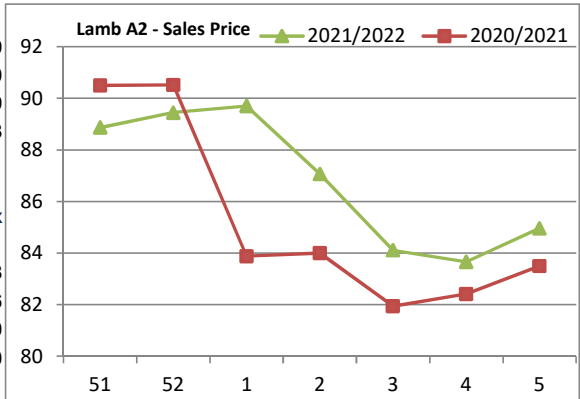
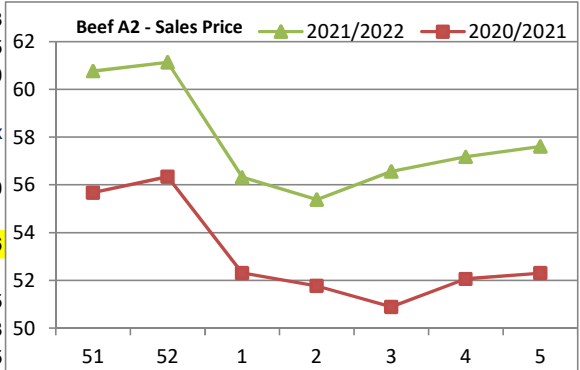
Class	Units	Avg Mass	Avg Purch	Purch Min	Purch Max
P	2263	63,27	25,13	23,72	26,92
O	310	64,65	25,13	24,00	27,00
R	25	63,53	24,37	20,68	26,20
C	8	67,28	23,00	23,00	23,00
U					
S	1	68,90	20,00	20,00	20,00

Class	Units	Avg Mass	Avg Purch	Purch Min	Purch Max
P	14071	77,32	25,34	23,99	26,72
O	6258	79,57	25,78	24,15	26,87
R	693	81,59	25,30	23,61	26,00
C	156	84,05	22,80	21,74	23,11
U	10	83,65	20,70	18,50	24,00
S	3	72,17	20,91	19,39	22,50

Class	Units	Avg Mass	Avg Purch	Purch Min	Purch Max
P	4427	86,45	24,52	22,72	25,63
O	6348	87,48	24,63	22,69	25,54
R	1157	89,58	22,68	22,00	24,42
C	71	90,15	21,27	19,68	22,49
U	2	98,41	20,02	19,00	21,00
S	129	98,17	23,85	22,19	24,30

Class	Units	Avg Mass	Avg Purch	Purch Min	Purch Max
100k SAU	1410	126,73	19,06	16,87	23,02

39 359



THIS INFORMATION IS PROTECTED AGAINST COPYING OR DISTRIBUTION WITHOUT PRIOR PERMISSION FROM THE RMAA BOARD.

FOR ENQUIRIES, PLEASE CONTACT RMAA AT TEL (012) 349 1237/8 or info@rmaa.co.za

Disclaimer: In no event shall the RMAA be liable for any direct, special, indirect or consequential damages, or any other damages of any kind, including but not limited to loss of use, loss of profits, or loss of data, whether in an action in contract, tort (including but not limited to negligence), or otherwise, arising out of or in any way connected with the use of this information. While the RMAA takes great care in compiling the contents of this page, it is nevertheless only meant to provide non-binding general information and cannot replace detailed individual advice to help the prospective buyer make his decision. The RMAA does not guarantee that the information on these pages is up-to-date, accurate and complete.
