

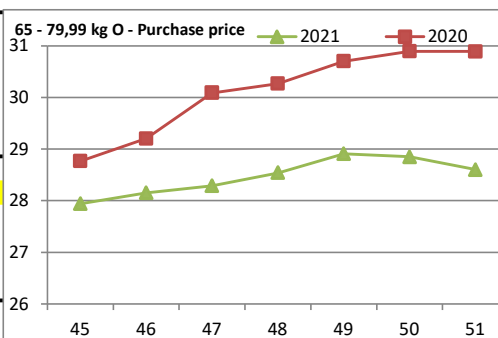
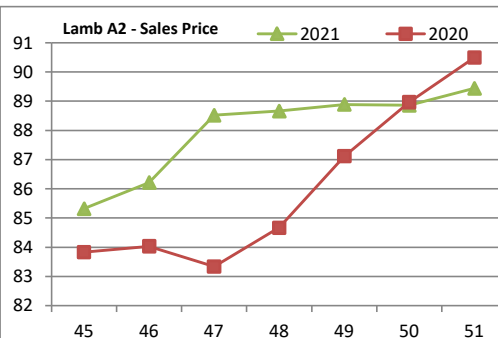
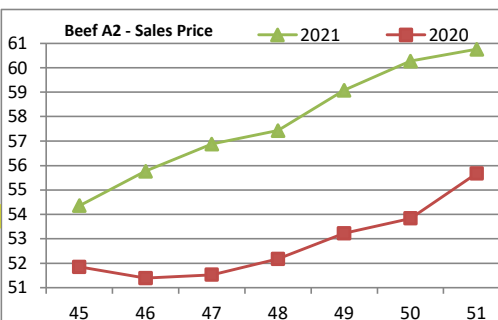
NATIONAL SOUTH AFRICAN PRICE INFORMATION FOR WEEK 51

From 2021/12/20 To 2021/12/26

Class	Units	Avg Mass	Avg Purch	Avg Selling	Selling Min	Selling Max			
CATTLE									
A2	10559	271,43	56,51	60,76	58,63	62,61	Hide Feedlot	Weighted	4,98
A3	1016	288,42	55,74	59,70	58,66	61,43	Hide Field	Average	4,36
AB2	892	274,60	55,08	58,77	57,52	60,94	Dorper	ea	44,00
AB3	158	292,18	54,14	58,19	57,38	59,36	Merino	ea	58,60
B2	316	269,02	51,94	55,31	53,93	57,60			
B3	61	286,65	52,26	55,46	54,68	56,98			
C2	473	268,28	47,45	52,48	49,01	54,98			
C3	126	289,51	49,34	53,12	50,02	55,35			

Class	Units	Avg Mass	Avg Purch	Avg Selling	Selling Min	Selling Max			
LAMB/SHEEP									
A0	81	11,81	64,83	71,06	73,19	79,33			
A1	855	15,55	88,12	88,38	87,69	89,96			
A2	8857	20,24	87,77	89,45	86,85	93,06			
A3	1038	22,72	86,38	88,31	86,97	91,81			
A4	232	23,27	79,41	78,84	77,25	83,66			
A5	22	22,65	73,44	67,14	66,72	69,36			
A6	32	21,00	74,18	67,62	67,00	70,33			
AB2	136	22,20	78,68	78,43	76,05	82,74			
AB3	17	24,66	78,98	77,92	77,67	78,00			
B2	74	24,30	74,47	76,47	71,28	80,97			
B3	8	27,50	75,12	81,27	77,85	82,70			
C2	1343	24,66	72,51	74,82	71,18	76,89			
C3	160	27,37	72,49	75,77	70,36	78,35			

Class	Units	Avg Mass	Avg Purch	Purch Min	Purch Max				
PIGS									
P	2125	52,78	30,00	26,39	31,80				
O	94	55,55	30,42	28,71	31,00				
R	10	56,17	29,73	26,00	30,50				
C	1	61,10	29,50	29,50	29,50				
U	0	#DIV/0!	0,00	#NUM!	0,00				
S	1	54,50	28,50	28,50	28,50				
P	1375	63,08	28,57	27,43	30,04				
O	158	64,49	28,58	28,18	29,47				
R	15	62,51	26,16	22,00	28,67				
C	0	#DIV/0!	0,00	#NUM!	0,00				
U	0	#DIV/0!	0,00	#NUM!	0,00				
S	0	#DIV/0!	0,00	#NUM!	0,00				
P	13734	77,51	28,77	27,16	31,00				
O	4906	80,47	28,60	27,72	29,85				
R	448	82,21	27,94	26,39	29,17				
C	48	82,82	25,54	24,02	27,02				
U	3	88,57	23,13	22,11	23,50				
S	1	74,80	28,00	28,00	28,00				
P	3730	85,48	28,24	27,24	28,76				
O	6072	89,26	28,57	27,64	30,04				
R	998	89,80	27,75	25,47	29,97				
C	94	96,19	23,97	21,06	27,74				
U	11	90,91	22,04	22,00	22,11				
S	60	98,45	27,83	27,21	27,98				
SAU	1207	128,13	23,43	18,87	26,14				



**THIS INFORMATION IS PROTECTED AGAINST COPYING OR DISTRIBUTION WITHOUT PRIOR PERMISSION FROM THE RMAA BOARD.
FOR ENQUIRIES, PLEASE CONTACT RMAA AT TEL (012) 349 1237/8 or info@rmaa.co.za**

Disclaimer: In no event shall the RMAA be liable for any direct, special, indirect or consequential damages, or any other damages of any kind, including but not limited to loss of use, loss of fits, or loss of data, whether in an action in contract, tort (including but not limited to negligence), or otherwise, arising out of or in any way connected with the use of this information. While the RMAA takes great care in compiling the contents of this page, it is nevertheless only meant to provide non-binding general information and cannot replace detailed individual advice to help the prospective buyer make his decision. The RMAA does not guarantee that the information on these pages is up-to-date, accurate and complete.