NATIONAL SOUTH AFRICAN PRICE INFORMATION FOR WEEK 50

From 2021/12/13 To 2021/12/19

Class	Units	Avg Mass	Avg Purch	Avg Selling	Selling Min	Selling Max
CATTLE					Weighted	20%
A2	9488	281,46	**57,52**	**60,27**	57,91	61,42
A3	947	295,35	**56,01**	**59,48**	57,99	62,62
AB2	932	281,26	**55,65**	**58,37**	56,61	60,70
AB3	163	296,53	**55,17**	**57,38**	56,72	58,04
B2	831	277,77	**53,07**	**54,42**	53,85	55,60
B3	125	306,36	**53,45**	**54,35**	52,48	54,84
C2	433	263,35	**46,99**	**51,58**	48,22	54,29
C3	139	295,97	**47,89**	**51,80**	48,46	53,92
	13 058					

Hide Feedlot	Weighted	5,12
Hide Field	Average	4,71
Dorper	ea	44,00
Merino	ea	58,60

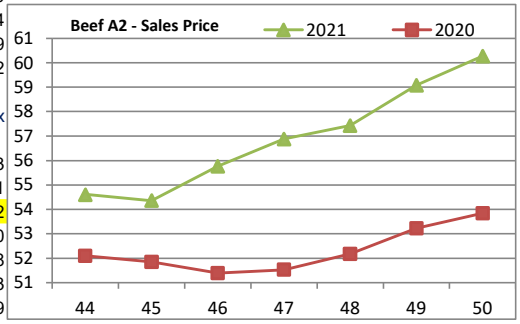

Class	Units	Avg Mass	Avg Purch	Avg Selling	Selling Min	Selling Max
LAMB/SHEEP					Weighted	20%
A0	22	12,63	**63,95**	**73,15**	50,56	80,23
A1	757	15,64	**88,43**	**87,73**	86,31	88,91
A2	10617	20,12	**88,47**	**88,86**	87,77	90,32
A3	1272	22,97	**87,25**	**87,19**	86,35	89,50
A4	261	22,47	**79,36**	**76,93**	76,52	82,68
A5	22	22,72	**73,76**	**64,63**	64,63	64,63
A6	33	20,67	**74,33**	**68,06**	65,14	74,59
AB2	117	20,48	**77,81**	**80,07**	76,14	85,86
AB3	4	24,75	**79,05**	**79,51**	79,50	79,52
B2	664	21,37	**74,62**	**77,08**	75,35	78,62
B3	9	25,34	**73,39**	**74,32**	72,00	76,00
C2	1123	24,47	**72,57**	**74,95**	71,95	76,78
C3	106	28,29	**73,14**	**75,89**	71,74	76,86
	15 007					

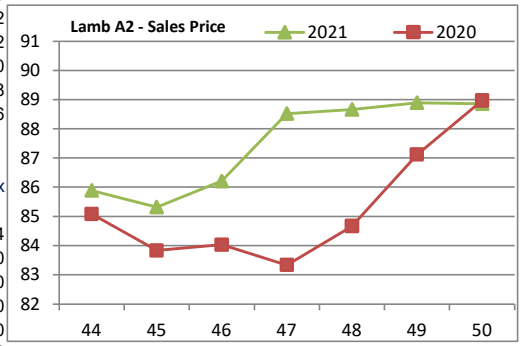

Class	Units	Avg Mass	Avg Purch	Purch Min	Purch Max
PIGS				Weighted	20%
P	1920	52,30	**29,69**	26,31	31,14
O	59	53,61	**30,94**	28,50	32,00
R	13	48,70	**28,73**	25,93	30,50
C	1	42,10	**29,50**	29,50	29,50
U	1	44,40	**29,50**	29,50	29,50
S	0	#DIV/0!	**0,00**	#NUM!	0,00
P	1578	63,29	**29,54**	28,15	30,69
O	483	63,06	**30,15**	28,60	31,07
R	16	62,83	**26,80**	22,00	29,07
C	1	58,10	**25,00**	25,00	25,00
U	0	#DIV/0!	**0,00**	#NUM!	0,00
S	0	#DIV/0!	**0,00**	#NUM!	0,00
P	14033	77,69	**28,77**	27,49	30,11
O	6072	80,24	**28,85**	28,03	30,38
R	627	83,69	**28,04**	27,48	28,90
C	80	85,78	**25,12**	24,22	26,46
U	4	79,17	**24,38**	22,00	27,00
S	7	77,63	**24,47**	22,00	28,00
P	6914	85,12	**28,59**	27,45	30,03
O	8069	90,29	**28,54**	27,70	29,94
R	1168	90,12	**28,21**	26,28	30,31
C	83	90,84	**24,69**	21,47	27,94
U	9	91,23	**22,02**	22,00	22,11
S	76	97,87	**26,99**	22,83	28,00
SAU	1641	125,74	**23,53**	19,02	26,56
	42 855				

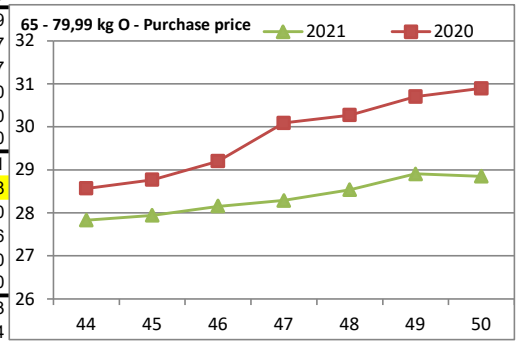

THIS INFORMATION IS PROTECTED AGAINST COPYING OR DISTRIBUTION WITHOUT PRIOR PERMISSION FROM THE RMAA BOARD.

FOR ENQUIRIES, PLEASE CONTACT RMAA AT TEL (012) 349 1237/8 or info@rmaa.co.za

laimer: In no event shall the RMAA be liable for any direct, special, indirect or consequential damages, or any other damages of any kind, including but not limited to loss of use, loss of fits, or loss of data, whether in an action in contract, tort (including but not limited to negligence), or otherwise, arising out of or in any way connected with the use of this information. hile the RMAA takes great care in compiling the contents of this page, it is nevertheless only meant to provide non-binding general information and cannot replace detailed individual advice to help the prospective buyer make his decision. The RMAA does not guarantee that the information on these pages is up-to-date, accurate and complete.