NATIONAL SOUTH AFRICAN PRICE INFORMATION FOR WEEK 49

From 2021/12/06 To 2021/12/12

Class	Units	Avg Mass	Avg Purch	Avg Selling	Selling Min	Selling Max
CATTLE					Weighted 20%	
A2	9994	278.80	**56.95**	**59.09**	57.24	60.02
A3	810	297.37	**55.82**	**58.41**	57.28	29.61
AB2	929	285.93	**55.63**	**57.37**	55.31	59.20
AB3	124	300.44	**53.96**	**56.77**	55.50	57.92
B2	493	293.55	**52.11**	**54.03**	52.66	56.26
B3	81	309.37	**52.33**	**54.31**	53.11	56.06
C2	627	266.17	**47.73**	**51.29**	48.28	54.75
C3	168	295.87	**48.38**	**50.78**	49.21	53.28
	13,226					

Hide Feedlot	Weighted	4.94
Hide Field	Average	4.56
Dorper	ea	48.85
Merino	ea	66.60

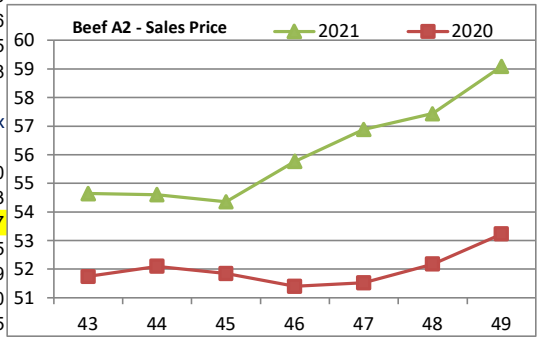

Class	Units	Avg Mass	Avg Purch	Avg Selling	Selling Min	Selling Max
LAMB/SHEEP					Weighted 20%	
A0	36	14.07	**64.15**	**69.16**	60.00	72.00
A1	584	15.96	**86.11**	**86.77**	84.83	87.63
A2	10490	20.68	**88.69**	**88.89**	88.10	90.47
A3	1575	23.36	**87.10**	**87.12**	86.51	89.35
A4	292	23.75	**78.78**	**78.77**	77.01	82.19
A5	32	23.36	**73.85**	**66.93**	66.58	68.30
A6	70	22.68	**74.04**	**67.03**	66.29	69.75
AB2	42	19.56	**77.17**	**79.31**	75.38	83.81
AB3	1	22.80	**76.00**	**75.48**	75.48	75.48
B2	139	24.36	**73.48**	**77.43**	76.34	77.77
B3	8	28.08	**71.47**	**76.13**	73.00	78.00
C2	791	25.61	**71.20**	**73.16**	70.40	77.01
C3	99	29.26	**71.81**	**75.19**	70.28	77.27
	14,159					

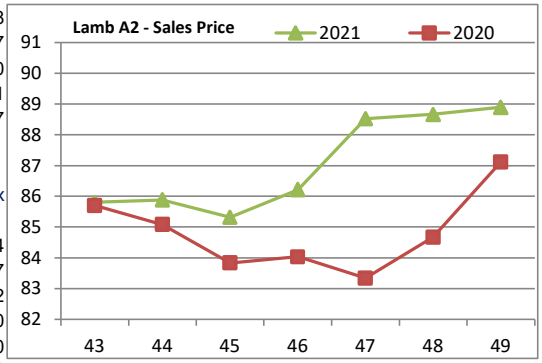

Class	Units	Avg Mass	Avg Purch	Purch Min	Purch Max
PIGS				Weighted 20%	
P	1771	50.69	**30.05**	26.92	32.84
O	68	50.74	**30.17**	27.50	31.87
R	10	52.09	**29.44**	25.00	30.72
C	10.00	50.23	**28.10**	25.01	29.50
U	2	54.05	**25.25**	21.00	29.50
S	2	37.50	**30.50**	30.50	30.50
P	1905	63.06	**29.52**	28.00	30.69
O	291	64.55	**29.61**	28.50	30.48
R	5	62.71	**26.85**	22.00	28.00
C	2	65.20	**25.00**	25.00	25.00
U					
S	1	64.50	**22.11**	22.11	22.11
P	12132	77.87	**28.74**	27.17	30.08
O	5552	81.03	**28.91**	27.99	30.27
R	547	84.22	**28.13**	27.87	28.95
C	86	82.73	**25.49**	24.59	27.22
U	20	74.80	**25.61**	25.00	25.65
S	3	78.70	**25.54**	24.45	28.00
P	7563	86.40	**28.46**	27.40	29.54
O	7311	91.44	**28.40**	27.32	29.64
R	940	93.35	**27.70**	25.51	29.59
C	84	93.67	**24.60**	22.97	26.35
U	12	95.97	**22.82**	22.00	24.00
S	62	98.15	**27.02**	22.97	27.97
SAU	2294	125.58	**23.58**	19.95	26.41
	40,673				

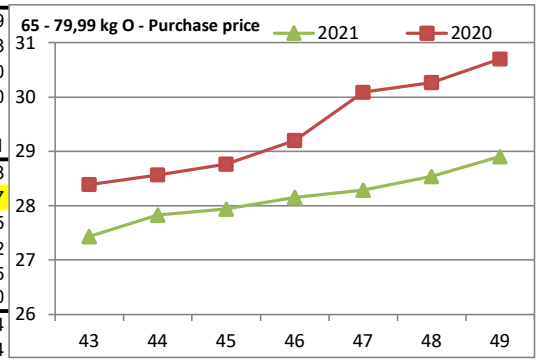

THIS INFORMATION IS PROTECTED AGAINST COPYING OR DISTRIBUTION WITHOUT PRIOR PERMISSION FROM THE RMAA BOARD.

FOR ENQUIRIES, PLEASE CONTACT RMAA AT TEL (012) 349 1237/8 or info@rmaa.co.za

:laimer: In no event shall the RMAA be liable for any direct, special, indirect or consequential damages, or any other damages of any kind, including but not limited to loss of use, loss ofits, or loss of data, whether in an action in contract, tort (including but not limited to negligence), or otherwise, arising out of or in any way connected with the use of this information. hile the RMAA takes great care in compiling the contents of this page, it is nevertheless only meant to provide non-binding general information and cannot replace detailed individual advice to help the prospective buyer make his decision. The RMAA does not guarantee that the information on these pages is up-to-date, accurate and complete.