NATIONAL SOUTH AFRICAN PRICE INFORMATION FOR WEEK 48

From 2021/11/29 To 2021/12/05

Class	Units	Avg Mass	Avg Purch	Avg Selling	Selling Min	Selling Max
CATTLE					Weighted	20%
A2	10305	281,95	**55,42**	**57,44**	55,64	58,37
A3	1465	290,21	**54,73**	**57,72**	55,80	58,66
AB2	1051	286,88	**53,42**	**55,69**	54,81	57,25
AB3	135	284,19	**52,07**	**55,85**	54,83	57,26
B2	489	260,22	**50,59**	**52,42**	51,07	54,50
B3	54	281,83	**50,79**	**53,04**	52,35	54,32
C2	524	231,54	**48,02**	**50,51**	48,11	53,74
C3	94	277,93	**45,86**	**51,39**	48,57	53,83
	14 117					

Hide Feedlot	Weighted	4,83
Hide Field	Average	4,35
Dorper	ea	38,75
Merino	ea	65,00

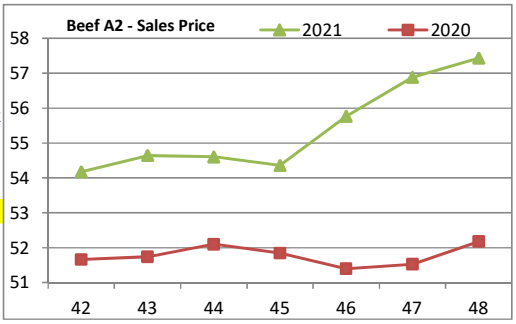

Class	Units	Avg Mass	Avg Purch	Avg Selling	Selling Min	Selling Max
LAMB/SHEEP					Weighted	20%
A0	10	12,87	**62,00**	**71,44**	71,44	71,44
A1	226	15,72	**88,74**	**88,93**	88,56	89,56
A2	7708	20,99	**88,36**	**88,66**	86,44	90,53
A3	941	23,07	**86,34**	**87,07**	85,40	89,34
A4	196	23,77	**78,53**	**76,72**	76,47	77,42
A5	8	27,55	**72,49**	**68,14**	66,03	74,00
A6	47	25,09	**73,43**	**65,69**	65,69	65,69
AB2	82	23,97	**78,76**	**81,92**	78,79	83,09
AB3	22	27,31	**78,29**	**79,93**	75,82	84,00
B2	334	22,91	**75,43**	**77,89**	77,61	78,00
B3	24	26,30	**74,98**	**77,85**	77,34	78,00
C2	695	24,38	**72,72**	**74,92**	72,48	76,67
C3	85	28,98	**70,92**	**73,37**	69,88	75,36
	10 378					

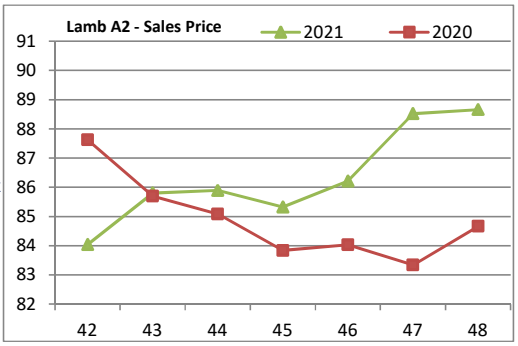

Class	Units	Avg Mass	Avg Purch	Purch Min	Purch Max
PIGS				Weighted	20%
P	1771	51,46	**30,00**	27,00	32,16
O	83	50,88	**30,03**	27,52	31,56
R	21	50,72	**28,73**	26,58	30,50
C	11	48,45	**27,21**	21,67	29,50
U	1	57,30	**29,50**	29,50	29,50
S	3	23,23	**24,75**	24,75	24,75
P	1620	62,32	**29,39**	27,27	31,05
O	252	64,21	**29,11**	27,01	30,28
R	13	65,07	**26,73**	22,00	29,60
C					
U					
S					
P	13447	78,22	**28,49**	27,01	30,10
O	5283	80,65	**28,54**	27,60	30,23
R	535	83,38	**27,79**	27,17	28,57
C	90	84,18	**24,77**	23,75	26,93
U	12	78,38	**25,51**	24,00	25,66
S	8	85,02	**24,89**	21,50	28,00
P	5779	87,09	**27,75**	25,78	28,76
O	5874	88,32	**28,34**	27,31	29,09
R	984	90,20	**27,96**	26,95	29,01
C	78	90,46	**24,75**	22,39	26,50
U	10	91,50	**22,30**	21,73	23,50
S	93	97,92	**27,46**	25,43	28,00
SAU	1426	132,91	**23,51**	18,73	26,24
	37 394				

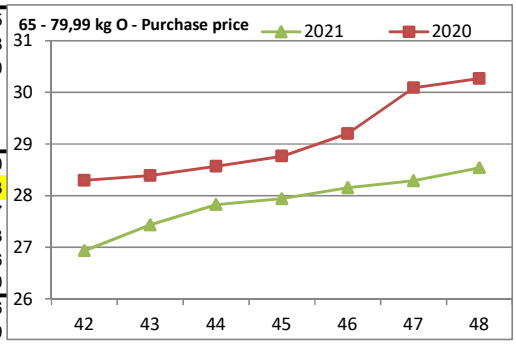

THIS INFORMATION IS PROTECTED AGAINST COPYING OR DISTRIBUTION WITHOUT PRIOR PERMISSION FROM THE RMAA BOARD.

FOR ENQUIRIES, PLEASE CONTACT RMAA AT TEL (012) 349 1237/8 or info@rmaa.co.za

laimer: In no event shall the RMAA be liable for any direct, special, indirect or consequential damages, or any other damages of any kind, including but not limited to loss of use, loss of fits, or loss of data, whether in an action in contract, tort (including but not limited to negligence), or otherwise, arising out of or in any way connected with the use of this information. hile the RMAA takes great care in compiling the contents of this page, it is nevertheless only meant to provide non-binding general information and cannot replace detailed individual advice to help the prospective buyer make his decision. The RMAA does not guarantee that the information on these pages is up-to-date, accurate and complete.