

## NATIONAL SOUTH AFRICAN PRICE INFORMATION FOR WEEK 46

Class      Units   Avg Mass   **Avg Purch**   **Avg Selling**   Selling Min   Selling Max      From 2021/11/15 To 2021/11/21  
**CATTLE**      Weighted 20%

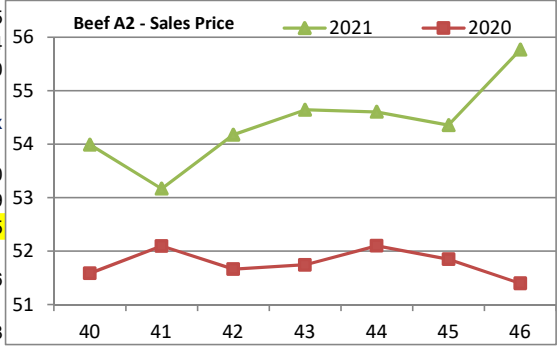
Class	Units	Avg Mass	Avg Purch	Avg Selling	Selling Min	Selling Max
A2	8581	282,34	<b>54,45</b>	<b>55,77</b>	54,41	57,31
A3	732	290,10	<b>52,50</b>	<b>55,12</b>	54,28	57,07
AB2	687	287,14	<b>52,78</b>	<b>53,64</b>	52,31	54,53
AB3	119	295,78	<b>51,86</b>	<b>53,56</b>	52,16	54,51
B2	602	298,92	<b>51,10</b>	<b>51,64</b>	50,64	52,63
B3	84	310,76	<b>50,41</b>	<b>51,49</b>	50,67	51,75
C2	353	257,52	<b>47,85</b>	<b>49,52</b>	46,47	48,44
C3	62	282,10	<b>48,06</b>	<b>48,24</b>	46,77	49,50

Hide Feedlot	Weighted	4,45
Hide Field	Average	4,16
Dorper	ea	43,49
Merino	ea	65,00

Class      Units   Avg Mass   **Avg Purch**   **Avg Selling**   Selling Min   Selling Max      Weighted 20%

**LAMB/SHEEP**

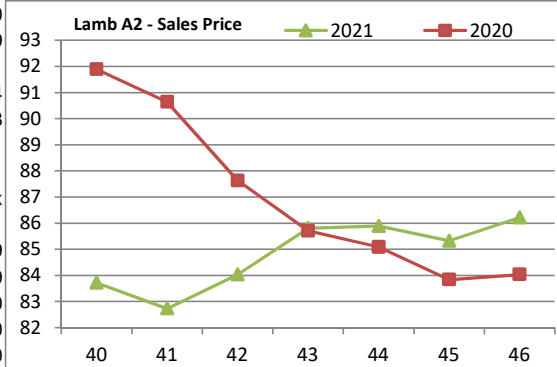
Class	Units	Avg Mass	Avg Purch	Avg Selling	Selling Min	Selling Max
A0	6	13,28	<b>67,18</b>	<b>72,38</b>	70,06	77,00
A1	140	16,32	<b>83,41</b>	<b>84,12</b>	83,82	84,89
A2	8130	21,32	<b>85,54</b>	<b>86,21</b>	85,43	88,15
A3	1351	23,92	<b>84,00</b>	<b>83,01</b>	82,14	86,21
A4	314	24,41	<b>75,60</b>	<b>75,83</b>	74,48	78,36
A5	21	25,48	<b>71,08</b>	<b>65,29</b>	63,29	72,11
A6	30	23,56	<b>68,44</b>	<b>66,48</b>	63,25	71,78
AB2	35	22,11	<b>76,44</b>	<b>82,38</b>	75,58	88,44
AB3	3	23,77	<b>79,50</b>	<b>86,60</b>	86,60	86,60
B2	199	20,28	<b>71,74</b>	<b>76,34</b>	72,44	77,79
B3						
C2	898	25,35	<b>71,94</b>	<b>74,46</b>	73,49	75,54
C3	56	29,42	<b>72,94</b>	<b>74,59</b>	72,69	74,98



Class      Units   Avg Mass   **Avg Purch**      Purch Min      Purch Max      Weighted 20%

**PIGS**

Class	Units	Avg Mass	Avg Purch	Purch Min	Purch Max
P	1820	50,45	<b>29,37</b>	26,33	31,29
O	103	51,72	<b>28,78</b>	25,74	30,69
R	27	47,72	<b>26,83</b>	22,00	30,00
C	3	47,70	<b>21,00</b>	21,00	21,00
U	1	53,40	<b>20,00</b>	20,00	20,00
S	6	35,47	<b>21,34</b>	20,50	23,00



20 - 55,99 kg

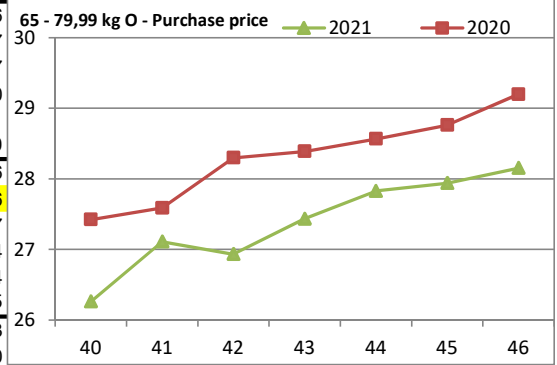
56 - 64,99 kg

65 - 79,99 kg

80 - 99,99 kg

**100k SAU**

P	1724	62,68	<b>28,85</b>	27,12	30,36
O	191	64,10	<b>28,74</b>	27,39	30,17
R	15	63,11	<b>26,54</b>	23,50	28,67
C	4	65,43	<b>22,00</b>	22,00	22,00
U					
S	1	64,70	<b>17,00</b>	17,00	17,00
P	12169	77,15	<b>28,15</b>	26,73	29,26
O	4785	74,20	<b>28,15</b>	27,69	29,36
R	492	81,79	<b>27,43</b>	26,68	28,37
C	65	81,89	<b>24,02</b>	21,08	26,54
U	10	80,06	<b>23,65</b>	22,00	24,94
S	3	76,80	<b>24,45</b>	24,45	24,45
P	7986	85,93	<b>27,99</b>	26,43	28,93
O	5670	91,70	<b>28,08</b>	27,09	28,90
R	841	90,00	<b>27,85</b>	26,54	28,97
C	61	95,27	<b>24,19</b>	20,70	27,29
U	8	88,24	<b>23,14</b>	21,73	26,75
S	117	98,11	<b>27,39</b>	26,63	27,98



**THIS INFORMATION IS PROTECTED AGAINST COPYING OR DISTRIBUTION WITHOUT PRIOR PERMISSION FROM THE RMAA BOARD.**

**FOR ENQUIRIES, PLEASE CONTACT RMAA AT TEL (012) 349 1237/8 or info@rmaa.co.za**

Disclaimer: In no event shall the RMAA be liable for any direct, special, indirect or consequential damages, or any other damages of any kind, including but not limited to loss of use, loss of profits, or loss of data, whether in an action in contract, tort (including but not limited to negligence), or otherwise, arising out of or in any way connected with the use of this information. While the RMAA takes great care in compiling the contents of this page, it is nevertheless only meant to provide non-binding general information and cannot replace detailed individual advice to help the prospective buyer make his decision. The RMAA does not guarantee that the information on these pages is up-to-date, accurate and complete.