NATIONAL SOUTH AFRICAN PRICE INFORMATION FOR WEEK 45

From 2021/11/08 To 2021/11/14

Class	Units	Avg Mass	Avg Purch	Avg Selling	Selling Min	Selling Max
CATTLE					Weighted 20%	
A2	7625	278,64	**53,95**	**54,36**	53,80	55,13
A3	747	293,24	**51,87**	**54,69**	53,62	55,38
AB2	644	285,29	**52,84**	**53,77**	52,64	54,50
AB3	98	297,36	**51,00**	**53,80**	53,40	54,04
B2	721	297,39	**50,23**	**50,68**	49,79	51,24
B3	46	311,09	**49,77**	**50,89**	49,50	51,47
C2	498	265,53	**45,59**	**46,77**	39,00	52,17
C3	82	309,50	**46,34**	**46,60**	39,00	49,50
	10 461					

Hide Feedlot	Weighted	4,30
Hide Field	Average	3,85
Dorper	ea	39,50
Merino	ea	65,00

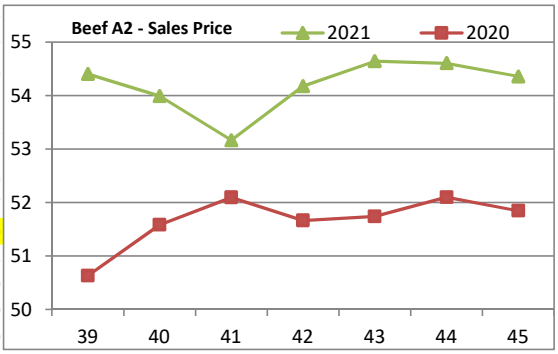

Class	Units	Avg Mass	Avg Purch	Avg Selling	Selling Min	Selling Max
LAMB/SHEEP					Weighted 20%	
A0	9	11,78	**53,11**	**71,27**	70,00	74,00
A1	214	16,19	**82,91**	**84,47**	83,95	85,77
A2	7417	21,40	**84,79**	**85,32**	84,70	87,49
A3	1440	24,56	**82,80**	**81,57**	80,10	86,73
A4	353	26,17	**75,16**	**73,61**	71,95	78,89
A5	46	29,83	**73,68**	**71,20**	61,38	80,29
A6	59	26,33	**70,69**	**66,53**	61,40	76,59
AB2	73	21,80	**74,23**	**74,30**	70,51	78,17
AB3	12	25,84	**75,09**	**75,77**	72,00	81,74
B2	126	23,21	**72,77**	**73,74**	69,29	76,47
B3	18	28,49	**70,74**	**72,32**	68,75	75,50
C2	815	25,78	**70,39**	**73,11**	66,45	74,90
C3	135	28,91	**70,04**	**71,59**	66,00	74,69
	10 717					

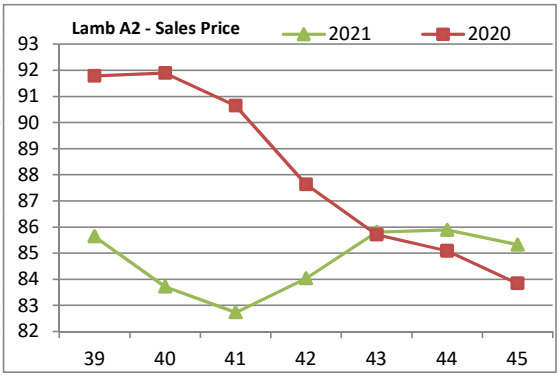

	Class	Units	Avg Mass	Avg Purch	Purch Min	Purch Max
	PIGS				Weighted 20%	
20 - 55,99 kg	P	1563	50,74	**29,05**	26,23	31,12
	O	73	51,78	**29,08**	27,32	30,54
	R	8	55,36	**25,99**	19,25	30,00
	C	1	40,20	**17,50**	17,50	17,50
	U					
	S	1	44,10	**28,00**	28,00	28,00
56 - 64,99 kg	P	2226	62,73	**28,77**	27,26	29,84
	O	235	63,19	**28,61**	26,53	29,93
	R	11	55,76	**23,98**	17,50	29,10
	C	5	36,12	**19,10**	17,50	22,61
	U	1	31,60	**17,50**	17,50	17,50
	S					
65 - 79,99 kg	P	14348	78,14	**27,91**	26,76	29,30
	O	5210	80,95	**27,94**	27,33	29,37
	R	365	82,59	**27,12**	26,38	28,01
	C	44	83,35	**24,07**	23,40	25,60
	U	5	79,59	**24,29**	21,50	24,92
	S	4	76,94	**24,79**	21,50	28,00
80 - 99,99 kg	P	5052	87,32	**27,56**	26,55	28,14
	O	6243	90,46	**26,92**	23,01	28,46
	R	897	91,26	**27,19**	25,26	28,69
	C	78	91,83	**24,75**	21,73	28,00
	U	9	93,53	**21,64**	21,50	22,50
	S	21	98,34	**27,03**	21,50	27,30
100k SAU		1701	121,13	**23,84**	19,34	26,29
		38 101				

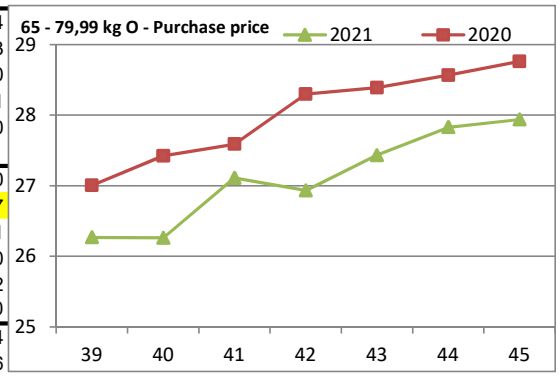

THIS INFORMATION IS PROTECTED AGAINST COPYING OR DISTRIBUTION WITHOUT PRIOR PERMISSION FROM THE RMAA BOARD.

FOR ENQUIRIES, PLEASE CONTACT RMAA AT TEL (012) 349 1237/8 or info@rmaa.co.za

Disclaimer: In no event shall the RMAA be liable for any direct, special, indirect or consequential damages, or any other damages of any kind, including but not limited to loss of use, loss of profits, or loss of data, whether in an action in contract, tort (including but not limited to negligence), or otherwise, arising out of or in any way connected with the use of this information. While the RMAA takes great care in compiling the contents of this page, it is nevertheless only meant to provide non-binding general information and cannot replace detailed individual advice to help the prospective buyer make his decision. The RMAA does not guarantee that the information on these pages is up-to-date, accurate and complete.