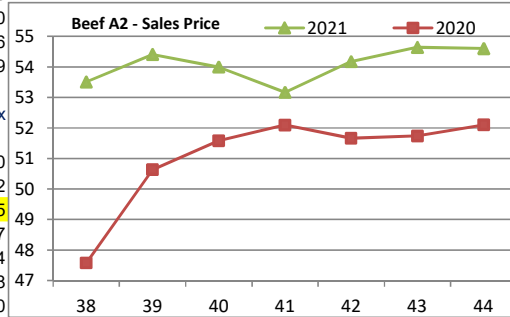


NATIONAL SOUTH AFRICAN PRICE INFORMATION FOR WEEK 44

Class Units Avg Mass Avg Purch Avg Selling Selling Min Selling Max From 2021/11/01 To 2021/11/07
CATTLE Weighted 20%

Class	Units	Avg Mass	Avg Purch	Avg Selling	Selling Min	Selling Max		
A2	7858	279,32	54,00	54,60	53,40	55,27	Hide Feedlot	Weighted 4,33
A3	649	293,21	52,21	54,28	53,98	55,04	Hide Field	Average 3,95
AB2	544	275,38	51,96	53,56	51,92	54,23	Dorper	ea 40,29
AB3	83	302,88	51,77	53,57	52,53	54,17	Merino	ea 64,00
B2	323	262,92	49,13	50,61	48,22	52,46		
B3	34	271,20	47,88	50,82	47,32	52,50		
C2	486	267,17	46,73	48,69	47,16	51,36		
C3	119	298,32	45,03	48,05	46,35	50,09		

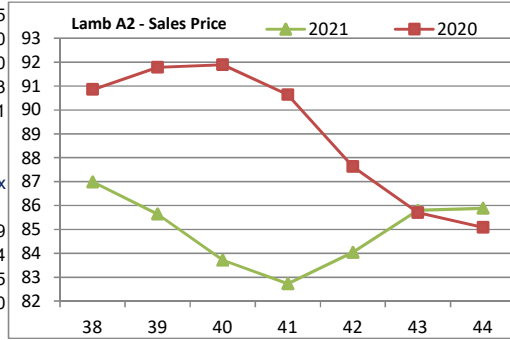


10 096

Class Units Avg Mass Avg Purch Avg Selling Selling Min Selling Max
LAMB/SHEEP Weighted 20%

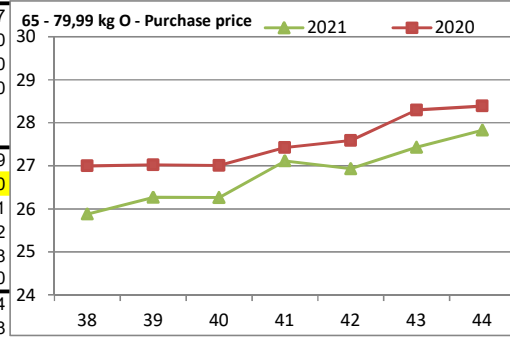
Class	Units	Avg Mass	Avg Purch	Avg Selling	Selling Min	Selling Max
A0	4	12,73	66,72	63,09	58,46	67,00
A1	86	16,13	83,42	81,97	77,37	84,22
A2	5131	21,04	84,78	85,89	84,05	88,95
A3	764	24,07	83,12	83,37	82,80	84,47
A4	125	23,75	76,17	76,33	75,33	78,84
A5	12	23,17	74,31	72,48	65,75	83,98
A6	10	21,90	71,02	66,47	66,14	68,00
AB2	77	21,94	74,21	77,03	68,32	85,47
AB3	4	25,48	76,55	79,58	79,00	80,25
B2	89	23,57	72,69	73,97	68,86	77,00
B3	22	27,85	72,07	73,68	67,69	77,00
C2	666	25,51	70,16	71,88	66,46	74,23
C3	177	29,20	70,69	71,16	64,97	74,01

7 167



Class Units Avg Mass Avg Purch Purch Min Purch Max
PIGS Weighted 20%

Class	Units	Avg Mass	Avg Purch	Purch Min	Purch Max
P	1148	51,25	29,40	26,91	30,89
O	110	52,54	29,52	27,00	30,64
R	29	54,84	29,27	24,90	31,35
C	6	52,40	24,17	21,13	29,00
U					
S	1	41,13	21,00	21,00	21,00
<hr/>					
P	1783	69,30	28,11	26,46	29,97
O	350	63,23	28,91	27,78	30,50
R	8	64,10	24,56	21,00	26,50
C	2	63,45	21,50	21,50	21,50
U					
S					
<hr/>					
P	10523	78,07	27,70	26,59	29,39
O	5659	80,62	27,83	27,16	29,50
R	503	82,32	26,99	26,15	28,31
C	47	80,76	24,24	21,34	27,42
U	12	80,83	22,94	20,13	25,38
S	2	81,45	22,48	20,50	25,00
<hr/>					
P	7238	87,30	27,53	26,44	28,44
O	6096	91,06	27,49	26,26	28,88
R	1004	90,21	26,95	25,53	28,86
C	68	96,01	21,69	20,46	25,34
U	10	95,26	23,44	21,00	28,00
S	61	98,42	26,20	22,99	26,99
SAU	1494	123,12	23,25	18,71	25,84



36 154

THIS INFORMATION IS PROTECTED AGAINST COPYING OR DISTRIBUTION WITHOUT PRIOR PERMISSION FROM THE RMAA BOARD.

FOR ENQUIRIES, PLEASE CONTACT RMAA AT TEL (012) 349 1237/8 or info@rmaa.co.za

Disclaimer: In no event shall the RMAA be liable for any direct, special, indirect or consequential damages, or any other damages of any kind, including but not limited to loss of use, loss of profits, or loss of data, whether in an action in contract, tort (including but not limited to negligence), or otherwise, arising out of or in any way connected with the use of this information. While the RMAA takes great care in compiling the contents of this page, it is nevertheless only meant to provide non-binding general information and cannot replace detailed individual advice to help the prospective buyer make his decision. The RMAA does not guarantee that the information on these pages is up-to-date, accurate and complete.