NATIONAL SOUTH AFRICAN PRICE INFORMATION FOR WEEK 43

From 2021/10/25 To 2021/10/31

Class	Units	Avg Mass	Avg Purch	Avg Selling	Selling Min	Selling Max
CATTLE					Weighted	20%
A2	8194	279,50	**53,26**	**54,64**	53,01	55,51
A3	705	288,72	**51,26**	**54,14**	53,36	55,79
AB2	932	286,69	**52,86**	**54,16**	52,48	54,71
AB3	129	290,33	**51,44**	**53,53**	51,25	54,82
B2	426	297,39	**50,45**	**51,16**	49,58	52,83
B3	85	315,80	**50,16**	**50,68**	48,20	51,51
C2	299	278,43	**46,25**	**48,47**	46,96	51,32
C3	111	307,52	**46,25**	**48,17**	46,76	50,00
	10 881					

Hide Feedlot	Weighted	4,64
Hide Field	Average	4,15
Dorper	ea	45,00
Merino	ea	64,00

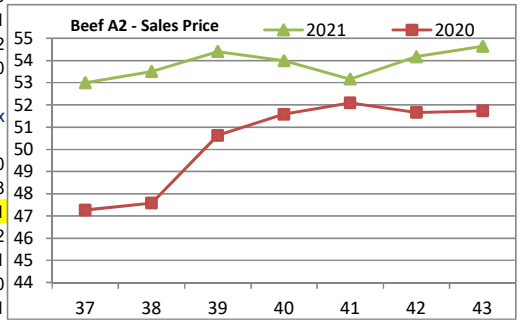

Class	Units	Avg Mass	Avg Purch	Avg Selling	Selling Min	Selling Max
LAMB/SHEEP					Weighted	20%
A0	84	11,08	**58,52**	**70,15**	69,65	71,80
A1	315	15,40	**83,60**	**84,34**	82,95	85,68
A2	10535	21,12	**84,68**	**85,80**	84,82	87,81
A3	1817	24,38	**83,17**	**84,98**	83,66	88,12
A4	381	25,08	**76,92**	**78,03**	73,83	86,21
A5	40	28,68	**75,54**	**75,66**	63,00	82,20
A6	14	20,56	**68,98**	**64,37**	62,58	66,21
AB2	179	23,42	**77,85**	**83,34**	75,74	85,25
AB3	144	26,98	**79,46**	**85,60**	85,38	85,65
B2	54	23,85	**69,58**	**75,80**	74,84	77,83
B3	8	29,33	**75,72**	**76,88**	73,00	78,00
C2	735	25,86	**69,68**	**71,46**	64,65	74,39
C3	90	28,31	**69,29**	**69,56**	65,00	73,84
	14 396					

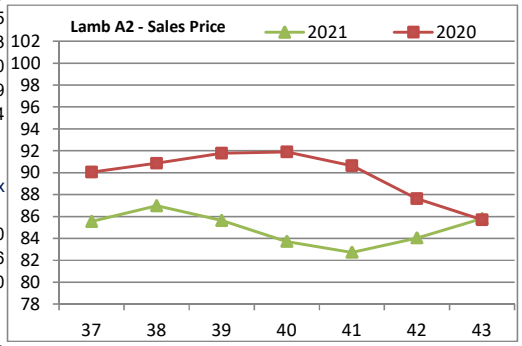

Class	Units	Avg Mass	Avg Purch	Purch Min	Purch Max
PIGS				Weighted	20%
P	1471	51,94	**28,83**	25,67	30,50
O	78	52,47	**29,19**	26,75	30,56
R	14	53,90	**28,44**	24,83	30,00
C					
U					
S	4	47,45	**25,28**	25,28	25,28
P	1820	62,96	**27,88**	25,17	30,22
O	264	64,64	**25,88**	17,60	29,10
R	19	64,17	**24,59**	19,66	28,10
C	1	69,90	**23,50**	23,50	23,50
U					
S					
P	13146	77,39	**26,81**	23,92	28,90
O	5774	81,08	**26,00**	23,28	28,52
R	522	83,85	**24,73**	22,72	27,70
C	46	84,69	**21,78**	20,59	26,12
U	3	79,13	**24,20**	21,00	26,06
S	4	70,55	**22,58**	20,95	24,54
P	7065	85,25	**27,13**	26,30	28,04
O	7281	90,12	**26,96**	26,18	27,76
R	1255	90,27	**26,50**	25,26	27,73
C	100	91,20	**23,38**	20,94	25,63
U	3	89,90	**21,32**	20,95	22,00
S	47	97,90	**26,28**	25,17	26,83
SAU	1815	125,18	**22,95**	18,85	25,92
	40 732				

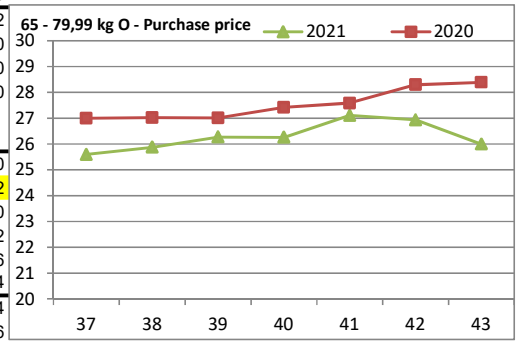

THIS INFORMATION IS PROTECTED AGAINST COPYING OR DISTRIBUTION WITHOUT PRIOR PERMISSION FROM THE RMAA BOARD.

FOR ENQUIRIES, PLEASE CONTACT RMAA AT TEL (012) 349 1237/8 or info@rmaa.co.za

laimer: In no event shall the RMAA be liable for any direct, special, indirect or consequential damages, or any other damages of any kind, including but not limited to loss of use, loss of fits, or loss of data, whether in an action in contract, tort (including but not limited to negligence), or otherwise, arising out of or in any way connected with the use of this information. hile the RMAA takes great care in compiling the contents of this page, it is nevertheless only meant to provide non-binding general information and cannot replace detailed individual advice to help the prospective buyer make his decision. The RMAA does not guarantee that the information on these pages is up-to-date, accurate and complete.