

NATIONAL SOUTH AFRICAN PRICE INFORMATION FOR WEEK 40

Class Units Avg Mass Avg Purch Avg Selling Selling Min Selling Max From 2021/10/04 To 2021/10/10
 CATTLE Weighted 20%

Class	Units	Avg Mass	Avg Purch	Avg Selling	Selling Min	Selling Max			
A2	8733	278,58	53,19	53,97	52,77	56,12	Hide Feedlot	Weighted	6,06
A3	623	297,75	51,52	53,92	52,86	55,35	Hide Field	Average	5,70
AB2	621	267,57	51,96	53,05	51,66	53,71	Dorper	ea	36,85
AB3	102	259,48	49,68	50,94	47,64	54,55	Merino	ea	65,00
B2	545	290,40	49,15	49,60	48,70	50,44			
B3	80	324,38	49,49	50,02	47,00	51,00			
C2	439	270,83	45,68	47,95	45,44	49,35			
C3	128	294,69	44,00	47,43	46,45	48,46			

11 271

Class Units Avg Mass Avg Purch Avg Selling Selling Min Selling Max
 LAMB/SHEEP Weighted 20%

Class	Units	Avg Mass	Avg Purch	Avg Selling	Selling Min	Selling Max
A0	12	15,16	61,65	68,82	66,72	72,00
A1	203	15,83	82,89	81,83	77,48	83,18
A2	7244	20,40	82,37	83,71	80,62	85,82
A3	1067	23,82	81,15	80,91	79,19	86,63
A4	190	24,67	73,93	72,50	69,91	80,42
A5	6	26,95	71,12	73,69	65,63	86,97
A6	9	24,38	66,25	59,91	59,46	61,73
AB2	177	22,63	75,50	79,45	68,25	86,54
AB3	36	27,78	79,05	85,01	80,81	85,87
B2	105	22,75	68,91	71,95	68,16	74,30
B3	12	31,48	72,48	74,08	68,63	77,00
C2	593	25,37	64,56	67,52	63,91	74,31
C3	52	31,93	70,60	72,81	66,10	75,91

9 706

Class Units Avg Mass Avg Purch Purch Min Purch Max
 PIGS Weighted 20%

Class	Units	Avg Mass	Avg Purch	Purch Min	Purch Max
P	1445	52,67	28,25	25,36	29,50
O	38	51,85	27,37	25,47	30,13
R	5	48,28	25,33	19,50	29,00
C	3	45,10	26,88	25,00	28,00
U					
S	2	34,70	25,93	24,00	27,00

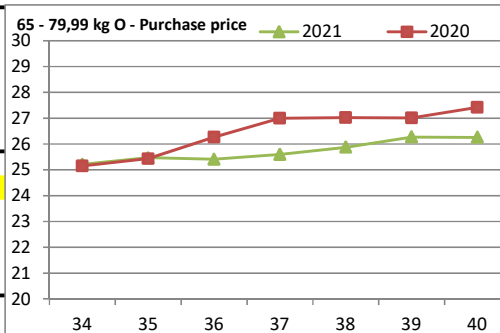
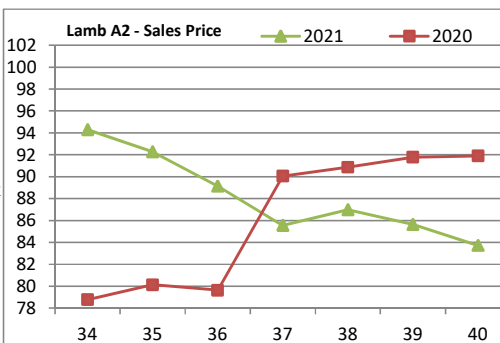
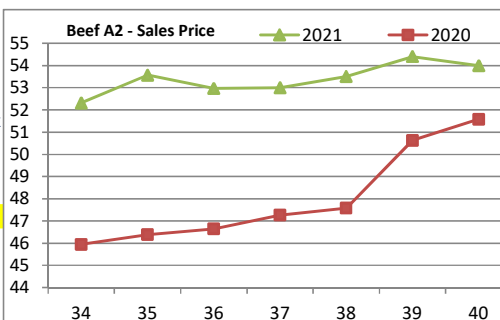
P	1187	61,73	26,91	24,82	29,16
O	141	63,50	26,61	24,70	28,59
R	4	60,35	21,76	19,50	24,46
C	1	64,12	19,50	19,50	19,50
U					
S					

P	9256	75,90	26,49	24,85	27,87
O	2469	76,95	26,26	25,18	27,35
R	1572	81,25	26,68	26,03	26,84
C	36	74,98	22,97	20,82	24,63
U	6	78,78	23,43	22,86	26,00
S					

P	6799	86,26	25,94	24,92	27,78
O	7179	90,28	25,74	25,01	26,19
R	1134	90,55	25,34	24,60	25,92
C	113	90,13	22,50	21,57	23,43
U	20	91,70	19,98	19,47	22,13
S	50	97,86	25,32	24,59	25,49

SAU	1370	122,61	21,86	18,85	24,50
-----	------	--------	-------	-------	-------

32 830



THIS INFORMATION IS PROTECTED AGAINST COPYING OR DISTRIBUTION WITHOUT PRIOR PERMISSION FROM THE RMAA BOARD.
 FOR ENQUIRIES, PLEASE CONTACT RMAA AT TEL (012) 349 1237/8 or info@rmaa.co.za

Disclaimer: In no event shall the RMAA be liable for any direct, special, indirect or consequential damages, or any other damages of any kind, including but not limited to loss of use, loss of profits, or loss of data, whether in an action in contract, tort (including but not limited to negligence), or otherwise, arising out of or in any way connected with the use of this information. While the RMAA takes great care in compiling the contents of this page, it is nevertheless only meant to provide non-binding general information and cannot replace detailed individual advice to help the prospective buyer make his decision. The RMAA does not guarantee that the information on these pages is up-to-date, accurate and complete.