

NATIONAL SOUTH AFRICAN PRICE INFORMATION FOR WEEK 37

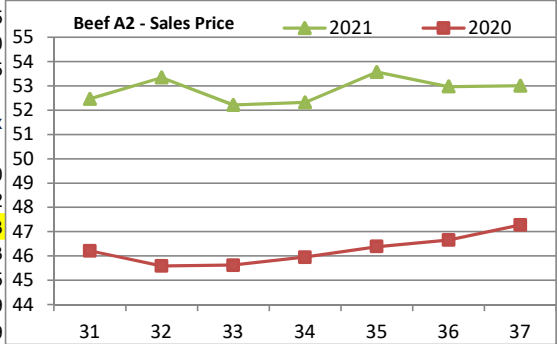
Class Units Avg Mass **Avg Purch** **Avg Selling** Selling Min Selling Max From 2021/09/13 To 2021/09/19
CATTLE Weighted 20%

Class	Units	Avg Mass	Avg Purch	Avg Selling	Selling Min	Selling Max
A2	8645	279,77	51,95	53,00	52,31	55,42
A3	617	285,27	50,77	52,28	49,47	54,53
AB2	634	278,62	50,53	51,76	50,25	52,92
AB3	75	297,68	48,82	51,60	50,33	54,03
B2	538	288,02	48,72	49,85	47,63	50,80
B3	101	319,64	49,15	49,92	46,90	51,25
C2	588	264,24	44,90	46,90	45,43	48,50
C3	117	310,41	43,21	46,45	45,78	47,05
11 315						

Hide Feedlot	Weighted	7,95
Hide Field	Average	7,51
Dorper	ea	39,59
Merino	ea	65,00

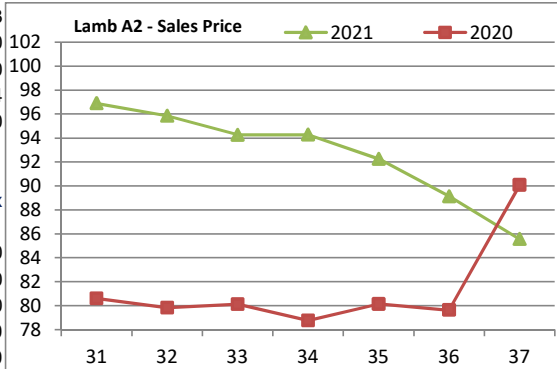
Class Units Avg Mass **Avg Purch** **Avg Selling** Selling Min Selling Max
LAMB/SHEEP Weighted 20%

A0	18	13,44	63,37	69,75	65,60	78,20
A1	123	15,76	87,00	84,72	80,05	86,02
A2	6347	21,27	85,50	85,55	83,82	89,43
A3	1276	24,04	82,51	85,16	82,16	90,93
A4	309	24,80	76,33	76,04	71,66	82,05
A5	29	28,32	75,14	76,09	62,53	81,49
A6	18	24,51	74,69	74,82	63,29	85,79
AB2	86	23,86	78,73	86,50	77,24	88,95
AB3	35	25,84	79,18	85,66	80,73	87,23
B2	132	26,91	74,19	74,74	73,84	75,50
B3	17	27,75	67,55	68,84	68,00	73,00
C2	447	25,76	68,27	72,29	66,00	78,94
C3	62	30,10	68,70	73,57	66,00	81,40
8 899						



Class Units Avg Mass **Avg Purch** Purch Min Purch Max
PIGS Weighted 20%

P	1787	52,00	27,55	24,79	29,00
O	72	53,08	27,56	24,85	30,00
R	9	55,14	27,19	23,50	28,50
C	0	#DIV/0!	0,00	#NUM!	0,00
U	0	#DIV/0!	0,00	#NUM!	0,00
S	1	52,90	18,00	18,00	18,00



20 - 55,99 kg

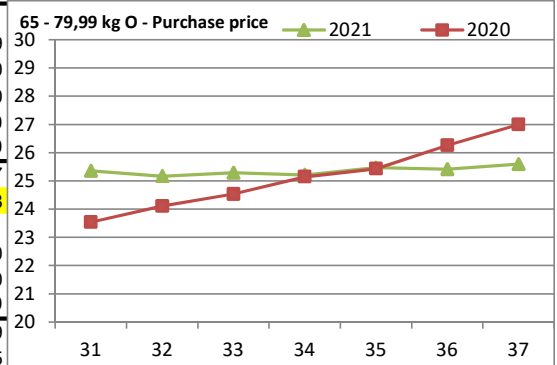
56 - 64,99 kg

65 - 79,99 kg

80 - 99,99 kg

100k SAU

P	1394	62,66	25,72	24,68	27,71
O	142	62,68	25,48	24,69	27,29
R	17	62,15	22,01	18,50	26,40
C	2	60,70	19,00	19,00	19,00
U	0	#DIV/0!	0,00	#NUM!	0,00
S	1	62,20	18,50	18,50	18,50
P	9824	76,59	25,75	24,76	26,87
O	3026	77,64	25,59	24,98	26,48
R	196	77,09	24,77	24,26	25,81
C	11	76,55	22,27	20,93	24,50
U	2	73,60	18,00	18,00	18,00
S	2	82,45	17,50	17,50	17,50
P	6993	86,39	25,35	24,17	27,49
O	7200	89,36	24,84	24,10	25,45
R	1069	90,65	24,43	24,07	24,96
C	69	91,75	21,48	20,14	22,69
U	7	88,72	18,79	18,20	19,39
S	35	97,06	23,80	18,76	24,98
100k SAU	1593	122,53	21,29	18,18	24,10



THIS INFORMATION IS PROTECTED AGAINST COPYING OR DISTRIBUTION WITHOUT PRIOR PERMISSION FROM THE RMAA BOARD.

FOR ENQUIRIES, PLEASE CONTACT RMAA AT TEL (012) 349 1237/8 or info@rmaa.co.za

Disclaimer: In no event shall the RMAA be liable for any direct, special, indirect or consequential damages, or any other damages of any kind, including but not limited to loss of use, loss of profits, or loss of data, whether in an action in contract, tort (including but not limited to negligence), or otherwise, arising out of or in any way connected with the use of this information. While the RMAA takes great care in compiling the contents of this page, it is nevertheless only meant to provide non-binding general information and cannot replace detailed individual advice to help the prospective buyer make his decision. The RMAA does not guarantee that the information on these pages is up-to-date, accurate and complete.

33 452