

## NATIONAL SOUTH AFRICAN PRICE INFORMATION FOR WEEK 32

From 2021/08/09 To 2021/08/15

Class Units Avg Mass **Avg Purch** **Avg Selling** Selling Min Selling Max  
Weighted 20%

### CATTLE

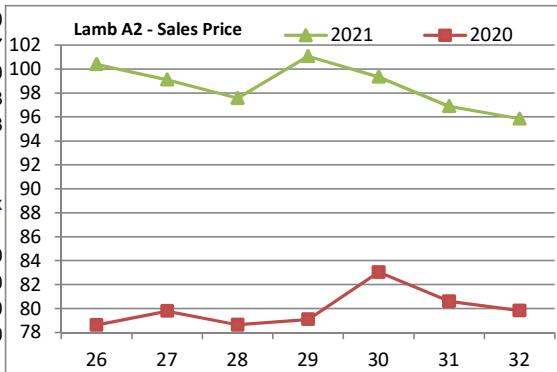
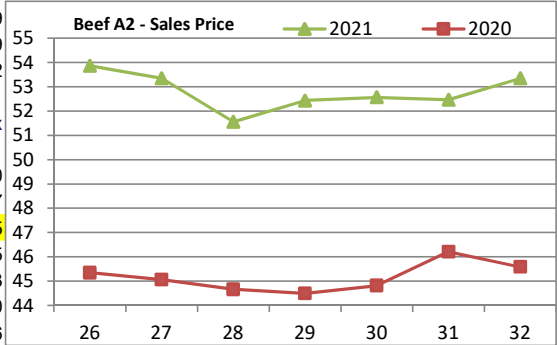
A2	6862	282,29	<b>51,71</b>	<b>53,34</b>	51,90	56,61
A3	604	295,79	<b>51,56</b>	<b>53,83</b>	52,49	56,38
AB2	702	283,90	<b>50,90</b>	<b>52,18</b>	50,45	53,81
AB3	76	304,15	<b>51,90</b>	<b>53,10</b>	51,06	54,91
B2	521	266,81	<b>47,71</b>	<b>48,81</b>	47,27	49,77
B3	46	307,34	<b>49,62</b>	<b>50,20</b>	48,61	50,79
C2	584	275,63	<b>44,55</b>	<b>47,59</b>	45,70	49,99
C3	160	314,53	<b>44,35</b>	<b>47,55</b>	46,33	28,72
9 555						

Hide Feedlot	Weighted	7,22
Hide Field	Average	6,35
Dorper	ea	41,00
Merino	ea	64,00

Class Units Avg Mass **Avg Purch** **Avg Selling** Selling Min Selling Max  
Weighted 20%

### LAMB/SHEEP

A0	19	15,45	<b>69,22</b>	<b>75,01</b>	60,00	82,00
A1	147	16,06	<b>91,67</b>	<b>92,53</b>	89,50	94,37
A2	5520	21,20	<b>95,04</b>	<b>95,85</b>	93,36	97,45
A3	878	23,57	<b>92,84</b>	<b>92,34</b>	91,26	96,25
A4	125	23,70	<b>82,56</b>	<b>79,58</b>	72,44	81,93
A5	12	19,65	<b>76,51</b>	<b>68,97</b>	68,44	70,60
A6	28	20,79	<b>74,25</b>	<b>69,87</b>	69,65	69,96
AB2	106	19,33	<b>79,15</b>	<b>84,92</b>	80,70	86,68
AB3	11	25,67	<b>84,25</b>	<b>86,12</b>	82,34	89,00
B2	130	23,88	<b>74,29</b>	<b>80,24</b>	75,54	82,07
B3	23	27,77	<b>72,47</b>	<b>76,83</b>	76,00	78,00
C2	370	25,52	<b>72,49</b>	<b>79,10</b>	72,00	84,68
C3	92	29,14	<b>71,98</b>	<b>74,34</b>	72,00	80,78
7 461						

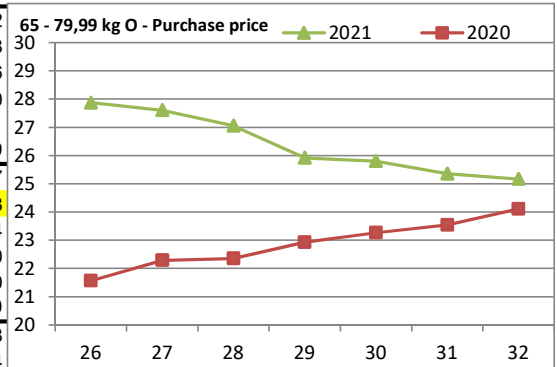


Class Units Avg Mass **Avg Purch** Purch Min Purch Max  
Weighted 20%

### PIGS

20 - 55,99 kg

P	1196	52,22	<b>27,01</b>		24,16	28,50
O	45	50,52	<b>25,85</b>		20,73	28,50
R	14	54,43	<b>24,96</b>		18,50	28,00
C	3	55,30	<b>25,12</b>		24,00	27,00
U						
S	1	38,80	<b>24,50</b>		24,50	24,50



56 - 64,99 kg

P	987	61,88	<b>25,77</b>		24,57	27,92
O	123	63,27	<b>25,23</b>		24,20	26,18
R	17	63,13	<b>23,06</b>		22,03	24,46
C	1	63,70	<b>17,00</b>		17,00	17,00
U						
S	2	60,57	<b>18,95</b>		18,50	19,39

65 - 79,99 kg

P	7700	77,28	<b>25,26</b>		23,99	26,37
O	2858	78,98	<b>25,17</b>		24,28	25,88
R	223	80,19	<b>24,36</b>		23,31	24,94
C	27	74,99	<b>21,65</b>		18,00	24,00
U	15	78,33	<b>20,41</b>		17,00	23,10
S	10	80,10	<b>19,79</b>		17,00	24,00

80 - 99,99 kg

P	8897	86,66	<b>25,13</b>		24,09	27,08
O	8159	90,28	<b>24,68</b>		23,96	25,24
R	1055	91,61	<b>24,23</b>		23,79	24,49
C	70	90,83	<b>21,24</b>		19,90	22,71
U	1	95,10	<b>18,50</b>		18,50	18,50
S	94	98,20	<b>23,62</b>		22,12	23,98

**100k SAU**

33 970

**THIS INFORMATION IS PROTECTED AGAINST COPYING OR DISTRIBUTION WITHOUT PRIOR PERMISSION FROM THE RMAA BOARD.  
FOR ENQUIRIES, PLEASE CONTACT RMAA AT TEL (012) 349 1237/8 or info@rmaa.co.za**

Disclaimer: In no event shall the RMAA be liable for any direct, special, indirect or consequential damages, or any other damages of any kind, including but not limited to loss of use, loss of profits, or loss of data, whether in an action in contract, tort (including but not limited to negligence), or otherwise, arising out of or in any way connected with the use of this information. While the RMAA takes great care in compiling the contents of this page, it is nevertheless only meant to provide non-binding general information and cannot replace detailed individual advice to help the prospective buyer make his decision. The RMAA does not guarantee that the information on these pages is up-to-date, accurate and complete.