NATIONAL SOUTH AFRICAN PRICE INFORMATION FOR WEEK 30

From 2021/07/26 To 2021/08/01

Class	Units	Avg Mass	Avg Purch	Avg Selling	Selling Min	Selling Max
CATTLE					Weighted 20%	
A2	8719	283,19	**51,43**	**52,56**	51,12	55,15
A3	740	295,22	**50,98**	**53,00**	51,68	54,86
AB2	793	281,88	**51,49**	**52,89**	50,71	53,67
AB3	104	304,72	**50,80**	**52,22**	49,57	54,16
B2	525	274,84	**47,82**	**48,77**	48,06	49,48
B3	57	291,14	**47,06**	**48,34**	47,45	49,66
C2	590	269,57	**44,18**	**48,07**	45,42	50,95
C3	157	293,51	**42,16**	**47,29**	45,89	48,16
	11 685					

Hide Feedlot	Weighted	7,13
Hide Field	Average	6,61
Dorper	ea	39,63
Merino	ea	64,00

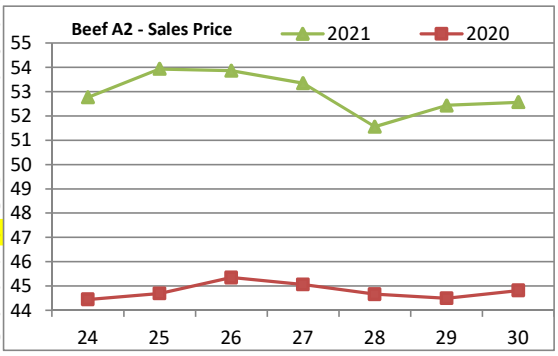

Class	Units	Avg Mass	Avg Purch	Avg Selling	Selling Min	Selling Max
LAMB/SHEEP					Weighted 20%	
A0	20	11,75	**71,99**	**74,21**	70,00	90,00
A1	288	15,87	**99,58**	**98,76**	97,50	99,09
A2	8299	20,73	**98,90**	**99,35**	97,31	101,18
A3	966	22,55	**97,20**	**96,08**	95,16	99,34
A4	162	21,71	**89,07**	**83,28**	74,77	85,56
A5	21	20,21	**82,37**	**73,04**	70,78	73,58
A6	39	18,20	**86,20**	**73,43**	73,17	73,49
AB2	16	23,03	**80,85**	**97,31**	83,00	104,42
AB3						
B2	70	24,91	**76,32**	**82,78**	76,79	88,56
B3	22	28,29	**76,43**	**79,52**	75,75	82,00
C2	602	25,09	**73,78**	**78,36**	73,07	85,19
C3	164	27,66	**74,48**	**79,11**	74,00	85,43
	10 669					

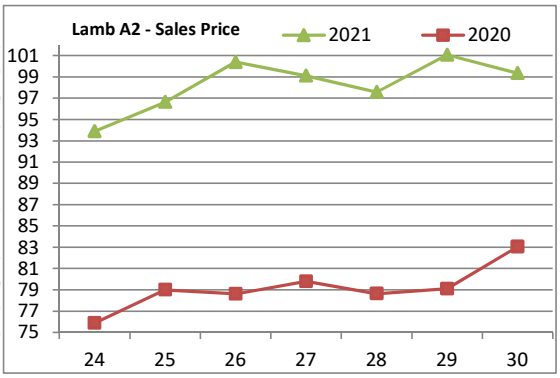

	Class	Units	Avg Mass	Avg Purch	Purch Min	Purch Max
	PIGS				Weighted 20%	
20 - 55,99 kg	P	1573	52,72	**28,21**	24,90	29,53
	O	54	54,13	**27,32**	21,06	29,55
	R	6	61,40	**28,50**	28,50	28,50
	C	2	59,00	**28,00**	28,00	28,00
	U					
	S					
56 - 64,99 kg	P	1162	62,16	**26,47**	25,35	29,00
	O	180	63,86	**26,08**	25,49	27,90
	R	8	64,90	**25,59**	25,10	27,13
	C	1	67,20	**19,75**	19,75	19,75
	U					
	S					
65 - 79,99 kg	P	6604	75,50	**25,92**	24,75	26,67
	O	3474	78,70	**25,80**	24,96	26,41
	R	250	79,34	**25,25**	23,87	26,05
	C	17	76,60	**23,29**	21,28	25,83
	U	16	77,21	**22,57**	22,57	22,57
	S	1	76,00	**25,50**	25,50	25,50
80 - 99,99 kg	P	8627	103,62	**25,51**	24,14	26,08
	O	9687	90,34	**25,13**	23,03	25,84
	R	1666	91,30	**24,65**	23,40	25,43
	C	74	91,11	**21,75**	20,75	23,20
	U	4	93,50	**19,55**	18,50	21,00
	S	77	98,25	**23,08**	22,32	23,64
100k SAU		2787	114,14	**20,77**	18,14	23,95
		36 270				

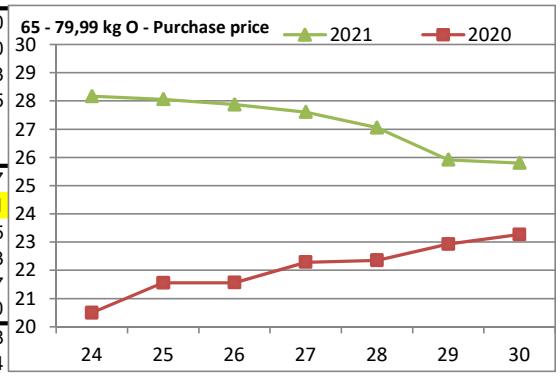

THIS INFORMATION IS PROTECTED AGAINST COPYING OR DISTRIBUTION WITHOUT PRIOR PERMISSION FROM THE RMAA BOARD.

FOR ENQUIRIES, PLEASE CONTACT RMAA AT TEL (012) 349 1237/8 or info@rmaa.co.za

Disclaimer: In no event shall the RMAA be liable for any direct, special, indirect or consequential damages, or any other damages of any kind, including but not limited to loss of use, loss of profits, or loss of data, whether in an action in contract, tort (including but not limited to negligence), or otherwise, arising out of or in any way connected with the use of this information. While the RMAA takes great care in compiling the contents of this page, it is nevertheless only meant to provide non-binding general information and cannot replace detailed individual advice to help the prospective buyer make his decision. The RMAA does not guarantee that the information on these pages is up-to-date, accurate and complete.