NATIONAL SOUTH AFRICAN PRICE INFORMATION FOR WEEK 27

From 2021/07/05 To 2021/07/11

Class	Units	Avg Mass	Avg Purch	Avg Selling	Selling Min	Selling Max
CATTLE					Weighted 20%	
A2	6689	287,59	**52,05**	**53,35**	52,05	57,39
A3	800	296,71	**51,34**	**54,02**	52,72	27,43
AB2	859	280,15	**50,99**	**51,87**	51,44	52,53
AB3	151	283,78	**49,61**	**51,34**	49,84	52,71
B2	614	265,77	**47,76**	**48,53**	47,77	50,88
B3	85	311,84	**47,57**	**48,53**	47,79	48,96
C2	621	268,15	**43,68**	**45,92**	44,48	47,79
C3	197	296,87	**42,06**	**46,18**	44,92	46,97
	10 016					

Hide Feedlot	Weighted	7,86
Hide Field	Average	7,31
Dorper	ea	39,00
Merino	ea	61,00

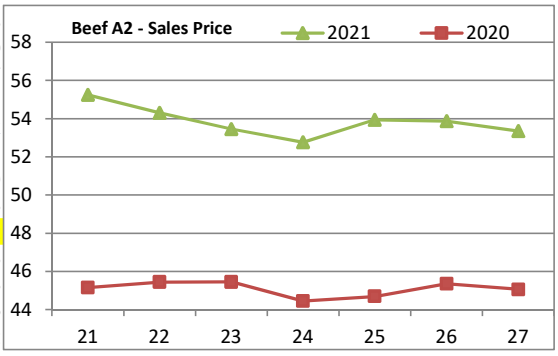

Class	Units	Avg Mass	Avg Purch	Avg Selling	Selling Min	Selling Max
LAMB/SHEEP					Weighted 20%	
A0	16	13,68	**68,06**	**76,19**	50,50	88,00
A1	224	15,81	**98,28**	**97,14**	93,14	98,13
A2	5240	20,63	**98,28**	**99,11**	98,42	101,42
A3	827	22,05	**97,79**	**96,08**	95,91	96,73
A4	170	21,90	**88,31**	**84,50**	83,84	84,88
A5	14	22,71	**81,97**	**73,35**	73,35	73,35
A6	21	23,80	**79,79**	**74,27**	73,00	74,52
AB2	97	20,12	**83,40**	**90,85**	88,30	92,77
AB3	11	22,63	**83,43**	**89,31**	87,69	95,08
B2	70	28,88	**75,38**	**81,50**	75,58	83,95
B3	12	30,89	**74,70**	**79,32**	75,00	82,63
C2	705	33,18	**72,21**	**76,50**	72,00	80,49
C3	63	28,10	**71,88**	**76,42**	72,17	79,44
	7 470					

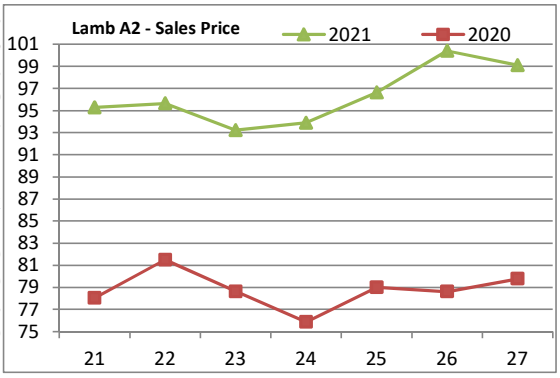

	Class	Units	Avg Mass	Avg Purch	Purch Min	Purch Max
	PIGS				Weighted 20%	
20 - 55,99 kg	P	1106	51,92	**29,64**	26,23	31,00
	O	53	55,13	**29,71**	26,91	31,00
	R	60	51,69	**27,44**	26,96	29,03
	C	4	54,78	**28,49**	22,61	30,00
	U					
	S					
56 - 64,99 kg	P	1062	62,52	**27,92**	26,83	29,99
	O	175	63,45	**27,76**	27,19	28,99
	R	19	84,73	**24,97**	22,75	28,05
	C					
	U					
	S					
65 - 79,99 kg	P	6459	77,08	**27,51**	26,11	28,83
	O	2214	76,60	**27,61**	26,95	28,26
	R	179	77,17	**27,02**	25,86	27,99
	C	4	74,85	**23,08**	22,61	24,50
	U					
	S					
80 - 99,99 kg	P	6501	85,60	**27,23**	26,04	28,71
	O	8512	89,91	**27,07**	26,00	27,85
	R	1263	90,81	**26,69**	25,81	27,23
	C	65	92,48	**23,43**	21,82	24,76
	U	7	93,94	**22,88**	21,73	24,50
	S	90	97,98	**26,68**	26,63	26,90
100k SAU		2498	113,31	**22,97**	19,23	25,82
		30 271				

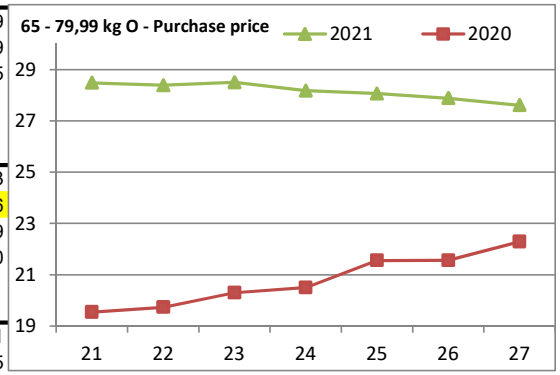

THIS INFORMATION IS PROTECTED AGAINST COPYING OR DISTRIBUTION WITHOUT PRIOR PERMISSION FROM THE RMAA BOARD.

FOR ENQUIRIES, PLEASE CONTACT RMAA AT TEL (012) 349 1237/8 or info@rmaa.co.za

Disclaimer: In no event shall the RMAA be liable for any direct, special, indirect or consequential damages, or any other damages of any kind, including but not limited to loss of use, loss of profits, or loss of data, whether in an action in contract, tort (including but not limited to negligence), or otherwise, arising out of or in any way connected with the use of this information. While the RMAA takes great care in compiling the contents of this page, it is nevertheless only meant to provide non-binding general information and cannot replace detailed individual advice to help the prospective buyer make his decision. The RMAA does not guarantee that the information on these pages is up-to-date, accurate and complete.