

## NATIONAL SOUTH AFRICAN PRICE INFORMATION FOR WEEK 23

Class      Units   Avg Mass   **Avg Purch**   **Avg Selling**   Selling Min   Selling Max      From 2021/06/07 To 2021/06/13  
**CATTLE**      Weighted 20%

Class	Units	Avg Mass	Avg Purch	Avg Selling	Selling Min	Selling Max
<b>A2</b>	<b>6312</b>	<b>282,52</b>	<b>53,38</b>	<b>53,45</b>	<b>51,76</b>	<b>58,16</b>
A3	588	296,48	52,26	53,83	51,50	57,69
AB2	961	289,22	52,56	51,81	51,36	52,63
AB3	98	290,31	51,94	52,85	51,89	53,52
B2	668	287,73	49,52	49,74	48,20	51,07
B3	64	296,45	49,26	49,77	48,28	51,10
C2	666	267,11	45,26	47,13	43,54	52,20
C3	129	286,46	45,13	47,98	44,35	53,50

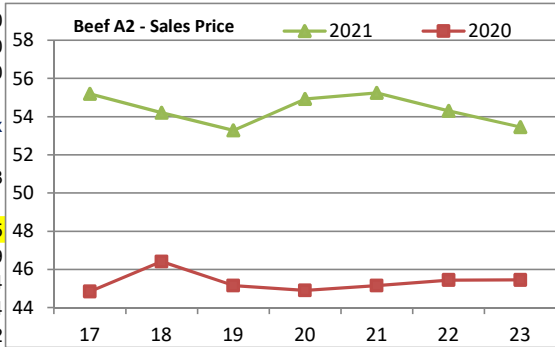
Hide Feedlot	Weighted	7,57
Hide Field	Average	7,27
Dorper	ea	39,06
Merino	ea	61,25

9 486

Class      Units   Avg Mass   **Avg Purch**   **Avg Selling**   Selling Min   Selling Max  
**LAMB/SHEEP**      Weighted 20%

Class	Units	Avg Mass	Avg Purch	Avg Selling	Selling Min	Selling Max
A0	40	12,33	61,19	69,88	69,88	69,88
A1	613	15,78	94,25	92,70	91,51	93,01
<b>A2</b>	<b>5395</b>	<b>20,11</b>	<b>92,67</b>	<b>93,22</b>	<b>92,60</b>	<b>93,95</b>
A3	703	21,01	92,26	90,73	90,24	91,99
A4	173	19,84	82,21	79,94	78,25	82,04
A5	31	19,81	78,00	71,58	69,92	76,94
A6	56	19,39	78,20	70,31	69,96	71,62
AB2	31	20,72	78,91	84,72	80,00	86,09
AB3	10	22,70	77,96	84,30	82,00	91,98
B2	394	22,94	75,85	78,31	73,02	79,86
B3	15	27,16	73,24	74,61	70,00	78,00
C2	528	24,48	71,25	76,20	69,97	80,15
C3	65	28,62	70,52	73,62	69,92	81,33

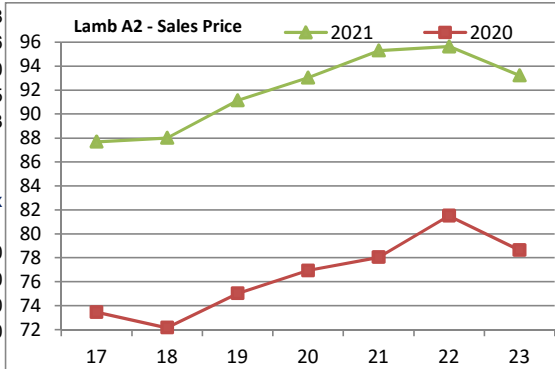
8 054



20 - 55,99 kg

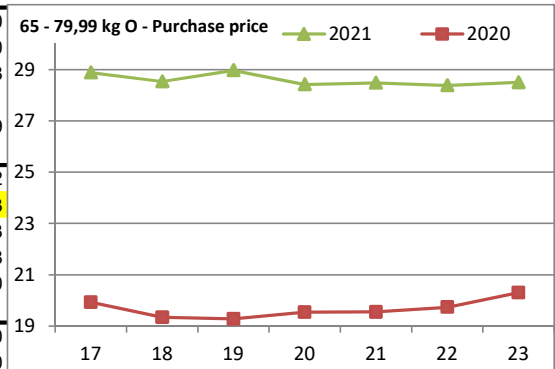
Class      Units   Avg Mass   **Avg Purch**      Purch Min      Purch Max  
**PIGS**      Weighted 20%

Class	Units	Avg Mass	Avg Purch	Purch Min	Purch Max
P	1349	53,30	30,33	27,09	31,50
O	63	52,61	30,12	28,35	31,50
R	14	53,62	29,11	27,96	31,00
C	3	47,97	27,90	26,50	30,50



56 - 64,99 kg

P	1130	62,61	28,78	27,90	30,00
O	201	66,46	28,63	28,00	29,70
R	13	62,09	25,38	23,50	28,38
C	1	62,50	22,39	22,39	22,39



65 - 79,99 kg

P	7820	76,95	28,45	26,81	29,12
<b>O</b>	<b>3823</b>	<b>77,59</b>	<b>28,50</b>	<b>27,61</b>	<b>29,03</b>
R	247	77,84	28,09	26,73	28,93
C	14	74,53	25,38	23,79	26,98
U	4	74,95	25,49	22,39	30,00

80 - 99,99 kg

P	5761	86,52	28,02	26,34	29,00
O	9399	91,07	28,10	26,89	29,00
R	1328	90,58	27,88	26,91	28,40
C	92	90,24	24,22	23,28	26,67
U	10	92,57	22,33	21,50	24,03
S	60	97,71	26,74	22,83	27,65

100k SAU

2146	118,40	23,38	19,61	26,38
------	--------	-------	-------	-------

33 478

**THIS INFORMATION IS PROTECTED AGAINST COPYING OR DISTRIBUTION WITHOUT PRIOR PERMISSION FROM THE RMAA BOARD.  
 FOR ENQUIRIES, PLEASE CONTACT RMAA AT TEL (012) 349 1237/8 or info@rmaa.co.za**

Disclaimer: In no event shall the RMAA be liable for any direct, special, indirect or consequential damages, or any other damages of any kind, including but not limited to loss of use, loss of profits, or loss of data, whether in an action in contract, tort (including but not limited to negligence), or otherwise, arising out of or in any way connected with the use of this information. While the RMAA takes great care in compiling the contents of this page, it is nevertheless only meant to provide non-binding general information and cannot replace detailed individual advice to help the prospective buyer make his decision. The RMAA does not guarantee that the information on these pages is up-to-date, accurate and complete.