

## NATIONAL SOUTH AFRICAN PRICE INFORMATION FOR WEEK 21

From 2021/05/24 To 2021/05/30

Class Units Avg Mass **Avg Purch** **Avg Selling** Selling Min Selling Max  
Weighted 20%

**CATTLE**

<b>A2</b>	7922	278,53	<b>53,00</b>	<b>55,25</b>	53,77	58,40
A3	1056	301,75	<b>51,57</b>	<b>55,48</b>	54,07	58,02
AB2	1165	290,92	<b>51,53</b>	<b>53,59</b>	52,15	54,90
AB3	110	294,76	<b>50,27</b>	<b>53,85</b>	53,46	54,08
B2	845	290,19	<b>48,61</b>	<b>49,12</b>	46,12	52,28
B3	62	299,09	<b>47,87</b>	<b>49,90</b>	49,00	50,11
C2	823	273,15	<b>43,98</b>	<b>45,61</b>	43,24	48,31
C3	207	302,42	<b>43,62</b>	<b>46,05</b>	45,86	48,15
12 190						

Hide Feedlot	Weighted	6,26
Hide Field	Average	5,84
Dorper	ea	34,17
Merino	ea	50,83

Class Units Avg Mass **Avg Purch** **Avg Selling** Selling Min Selling Max  
Weighted 20%

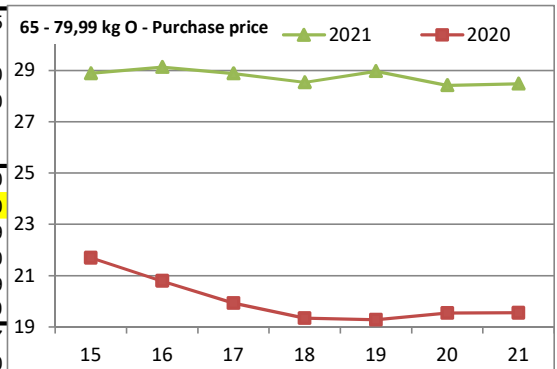
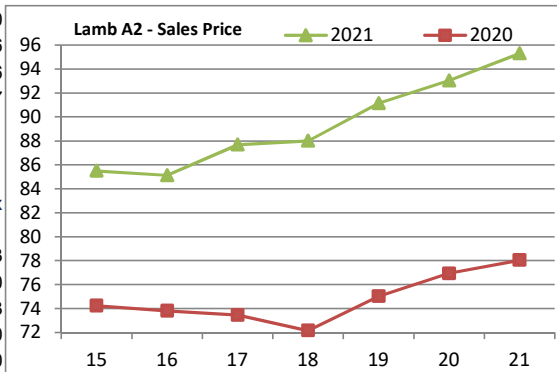
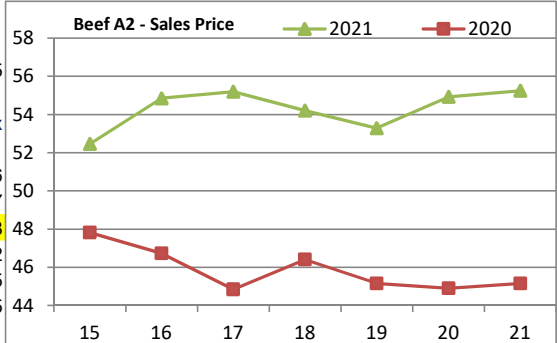
**LAMB/SHEEP**

A0	94	12,18	<b>66,99</b>	<b>73,15</b>	71,73	78,06
A1	352	15,76	<b>92,42</b>	<b>92,03</b>	87,61	94,17
<b>A2</b>	<b>7861</b>	<b>20,81</b>	<b>93,16</b>	<b>95,29</b>	<b>92,68</b>	<b>97,78</b>
A3	1107	22,55	<b>92,05</b>	<b>93,43</b>	92,16	96,62
A4	190	22,76	<b>83,08</b>	<b>85,12</b>	81,95	92,65
A5	28	21,35	<b>80,35</b>	<b>74,99</b>	72,62	80,75
A6	51	23,79	<b>78,80</b>	<b>71,51</b>	68,48	72,31
AB2	50	22,55	<b>78,61</b>	<b>85,05</b>	79,64	92,92
AB3	9	26,46	<b>79,53</b>	<b>82,55</b>	80,43	85,00
B2	139	28,11	<b>72,78</b>	<b>76,15</b>	71,28	76,96
B3	19	25,53	<b>66,72</b>	<b>74,50</b>	68,00	76,06
C2	1251	24,96	<b>70,49</b>	<b>74,02</b>	70,57	75,67
C3	115	26,68	<b>69,53</b>	<b>72,01</b>	68,83	74,51
11 266						

Class Units Avg Mass **Avg Purch** Purch Min Purch Max  
Weighted 20%

**PIGS**

20 - 55,99 kg	P	1216	51,04	<b>30,03</b>	27,29	31,53
	O	83	52,00	<b>30,29</b>	27,47	31,50
	R	29	48,66	<b>28,92</b>	26,71	30,33
	C	4	47,43	<b>26,57</b>	20,00	30,50
	U	2	41,90	<b>22,93</b>	19,00	26,00
	S	2	21,05	<b>27,50</b>	27,50	27,50
56 - 64,99 kg	P	1495	61,65	<b>28,87</b>	27,73	30,25
	O	284	63,35	<b>28,84</b>	28,46	29,71
	R	20	62,40	<b>28,39</b>	26,55	30,00
	C	4	59,78	<b>23,32</b>	21,00	30,00
	U					
65 - 79,99 kg	P	7471	76,01	<b>28,77</b>	27,86	29,60
	<b>O</b>	<b>3435</b>	<b>77,67</b>	<b>28,47</b>	<b>27,54</b>	<b>29,20</b>
	R	235	78,21	<b>28,04</b>	26,72	29,19
	C	8	72,47	<b>25,08</b>	23,41	28,00
	U	3	87,80	<b>20,88</b>	20,25	22,39
S	2	88,80	<b>24,16</b>	20,00	28,50	
80 - 99,99 kg	P	7877	105,84	<b>27,32</b>	26,00	28,97
	O	8778	89,97	<b>28,14</b>	26,94	29,00
	R	1113	90,69	<b>27,91</b>	26,96	28,46
	C	56	90,70	<b>24,21</b>	23,25	26,23
	U	4	87,20	<b>22,22</b>	22,00	22,30
	S	54	98,33	<b>27,24</b>	24,53	27,96
<b>100k SAU</b>	<b>2414</b>	<b>122,22</b>	<b>23,19</b>		<b>18,94</b>	<b>26,60</b>
34 589						



**THIS INFORMATION IS PROTECTED AGAINST COPYING OR DISTRIBUTION WITHOUT PRIOR PERMISSION FROM THE RMAA BOARD.  
FOR ENQUIRIES, PLEASE CONTACT RMAA AT TEL (012) 349 1237/8 or info@rmaa.co.za**

Disclaimer: In no event shall the RMAA be liable for any direct, special, indirect or consequential damages, or any other damages of any kind, including but not limited to loss of use, loss of profits, or loss of data, whether in an action in contract, tort (including but not limited to negligence), or otherwise, arising out of or in any way connected with the use of this information. While the RMAA takes great care in compiling the contents of this page, it is nevertheless only meant to provide non-binding general information and cannot replace detailed individual advice to help the prospective buyer make his decision. The RMAA does not guarantee that the information on these pages is up-to-date, accurate and complete.