NATIONAL SOUTH AFRICAN PRICE INFORMATION FOR WEEK 8

From 2021/02/22 To 2021/02/28

Class	Units	Avg Mass	Avg Purch	Avg Selling	Selling Min	Selling Max
CATTLE					Weighted	20%
A2	8400	269,55	**49,92**	**52,40**	51,14	54,88
A3	444	280,76	**50,29**	**53,02**	50,95	55,13
AB2	738	273,05	**49,79**	**51,24**	50,33	52,92
AB3	55	282,42	**49,53**	**50,88**	49,65	52,43
B2	464	283,63	**47,76**	**48,37**	47,91	49,07
B3	31	293,00	**47,14**	**48,34**	46,61	49,91
C2	571	271,66	**44,86**	**47,78**	44,83	49,65
C3	84	299,33	**45,40**	**47,30**	44,97	48,73
	10 787					

Hide Feedlot	Weighted	4,94
Hide Field	Average	4,54
Dorper	ea	34,70
Merino	ea	47,50

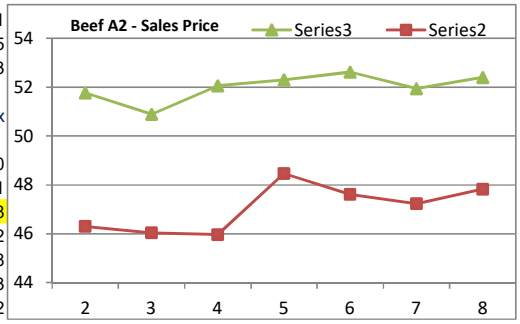

Class	Units	Avg Mass	Avg Purch	Avg Selling	Selling Min	Selling Max
LAMB/SHEEP					Weighted	20%
A0	39	12,62	**51,01**	**67,08**	62,33	72,00
A1	267	15,71	**81,26**	**81,81**	79,13	82,61
A2	6783	20,00	**82,76**	**83,76**	81,08	86,28
A3	925	21,74	**81,34**	**81,77**	80,33	84,52
A4	210	21,27	**73,36**	**71,86**	68,23	74,28
A5	39	20,86	**68,31**	**63,49**	61,56	68,53
A6	80	20,10	**67,58**	**63,85**	60,93	70,02
AB2	89	20,10	**73,75**	**75,80**	74,34	78,17
AB3	1	23,10	**79,50**	**77,46**	77,46	77,46
B2	247	23,42	**69,10**	**72,68**	70,62	73,20
B3	6	27,55	**68,24**	**71,38**	71,00	72,00
C2	840	23,51	**66,57**	**68,41**	64,73	72,61
C3	75	26,68	**65,36**	**67,43**	64,00	71,97
	9 601					

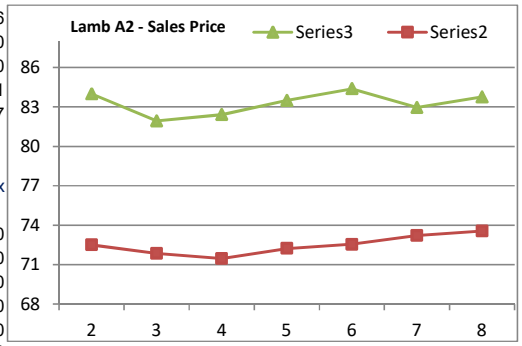

Class	Units	Avg Mass	Avg Purch	Purch Min	Purch Max
PIGS				Weighted	20%
P	1959	50,42	**31,25**	28,35	32,50
O	169	51,86	**31,52**	28,60	32,50
R	28	51,56	**30,32**	23,10	32,00
C	8	44,70	**31,50**	31,50	31,50
U	5	45,66	**24,17**	18,90	31,50
S	8	43,74	**22,65**	20,47	29,50
P	2241	62,51	**29,93**	28,29	31,37
O	286	63,25	**30,08**	28,91	31,48
R	22	60,97	**28,55**	25,94	30,50
C	2	61,95	**25,83**	21,75	30,50
U	1	62,40	**20,75**	20,75	20,75
S	1	61,00	**20,75**	20,75	20,75
P	9876	75,79	**29,28**	26,35	30,84
O	3765	76,99	**29,24**	26,51	30,77
R	288	76,69	**28,85**	26,24	30,21
C	29	74,85	**26,03**	23,98	29,58
U	4	72,65	**23,40**	23,00	24,50
S	3	87,90	**29,95**	29,50	31,00
P	4908	85,45	**29,00**	26,74	30,00
O	5762	87,46	**29,44**	27,90	30,22
R	832	89,00	**29,23**	28,00	30,37
C	55	88,35	**24,96**	22,91	27,64
U	8	92,77	**24,04**	22,85	25,55
S	50	97,37	**27,57**	22,28	28,91
SAU	1712	128,71	**23,86**	19,36	27,08
	32 022				

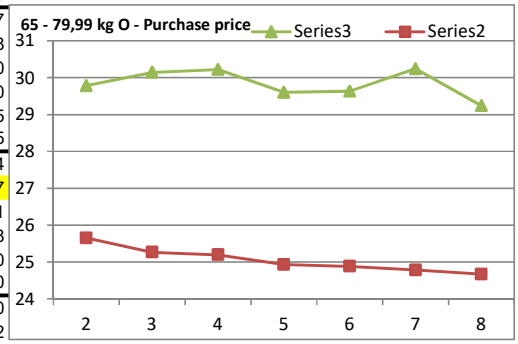

THIS INFORMATION IS PROTECTED AGAINST COPYING OR DISTRIBUTION WITHOUT PRIOR PERMISSION FROM THE RMAA BOARD.

FOR ENQUIRIES, PLEASE CONTACT RMAA AT TEL (012) 349 1237/8 or info@rmaa.co.za

laimer: In no event shall the RMAA be liable for any direct, special, indirect or consequential damages, or any other damages of any kind, including but not limited to loss of use, loss of fits, or loss of data, whether in an action in contract, tort (including but not limited to negligence), or otherwise, arising out of or in any way connected with the use of this information. hile the RMAA takes great care in compiling the contents of this page, it is nevertheless only meant to provide non-binding general information and cannot replace detailed individual advice to help the prospective buyer make his decision. The RMAA does not guarantee that the information on these pages is up-to-date, accurate and complete.