

## NATIONAL SOUTH AFRICAN PRICE INFORMATION FOR WEEK 7

From 2021/02/15 To 2021/02/21

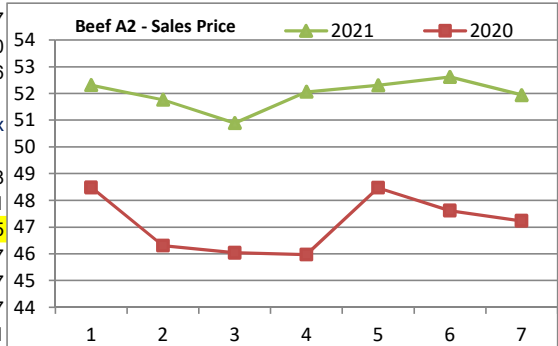
Class Units Avg Mass Avg Purch Avg Selling Selling Min Selling Max  
**CATTLE** Weighted 20%

Class	Units	Avg Mass	Avg Purch	Avg Selling	Selling Min	Selling Max
A2	7993	272,47	49,84	51,94	50,67	54,57
A3	353	292,12	49,71	52,38	50,39	55,08
AB2	536	270,41	49,38	50,55	49,63	51,49
AB3	52	311,75	48,73	50,01	49,30	50,69
B2	406	280,28	47,10	48,21	46,43	49,99
B3	35	307,40	47,41	48,41	47,55	50,07
C2	543	272,13	45,21	47,53	44,02	51,80
C3	184	298,56	44,83	47,95	45,03	52,26

Hide Feedlot	Weighted	4,69
Hide Field	Average	3,94
Dorper	ea	34,49
Merino	ea	50,00

10 102  
 Class Units Avg Mass Avg Purch Avg Selling Selling Min Selling Max  
**LAMB/SHEEP** Weighted 20%

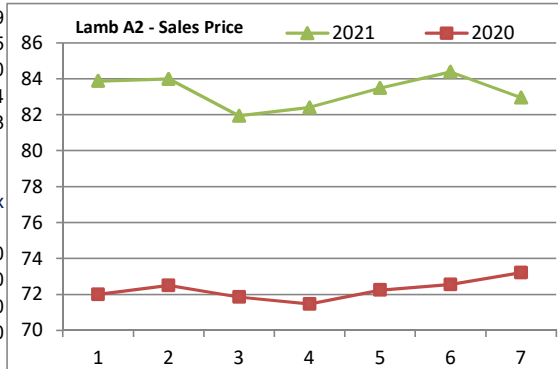
Class	Units	Avg Mass	Avg Purch	Avg Selling	Selling Min	Selling Max
A0	15	12,55	54,45	64,34	56,00	69,68
A1	272	15,75	78,49	80,95	72,22	82,81
A2	5282	19,88	81,89	82,95	81,19	86,05
A3	826	21,80	79,89	82,22	80,41	86,97
A4	221	22,29	73,06	71,68	68,83	77,37
A5	27	22,44	66,57	59,90	58,79	64,57
A6	61	21,01	66,58	59,63	58,81	62,81
AB2	72	21,87	74,17	74,18	62,99	77,73
AB3	6	27,35	78,30	81,73	72,00	83,59
B2	141	23,90	68,15	69,73	66,00	71,55
B3	21	30,50	63,21	68,92	68,00	72,00
C2	852	23,65	66,79	69,10	64,85	73,24
C3	123	27,85	64,63	67,67	64,70	71,58



Class Units Avg Mass Avg Purch Purch Min Purch Max  
**PIGS** Weighted 20%

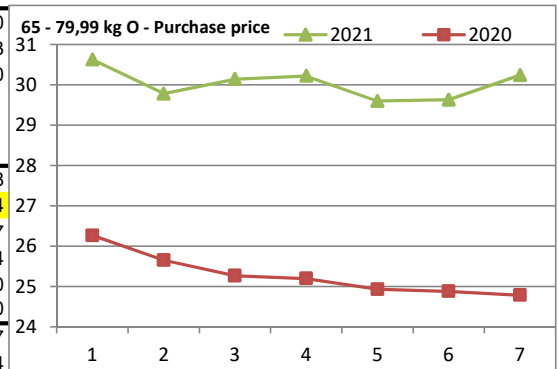
20 - 55,99 kg

P	1417	51,68	31,40	28,38	32,50
O	73	49,84	31,40	29,44	33,00
R	12	47,07	31,36	27,25	32,50
C	3	50,30	29,97	29,00	31,50
U					
S	3	54,60	31,50	31,50	31,50



56 - 64,99 kg

P	1913	62,08	30,51	29,06	31,90
O	361	62,09	30,62	29,85	31,83
R	19	60,63	29,25	26,93	30,50
C					
U					
S					



65 - 79,99 kg

P	9989	75,55	29,55	26,55	31,08
O	3458	75,03	30,24	29,31	31,54
R	304	76,95	28,76	26,16	30,57
C	38	74,48	24,76	19,93	29,44
U	2	76,10	25,04	23,16	27,00
S	1	83,40	29,50	29,50	29,50

80 - 99,99 kg

P	3665	85,89	29,06	26,64	30,07
O	5983	87,37	29,50	27,93	30,34
R	868	89,20	29,14	28,00	30,01
C	70	88,54	25,02	23,24	28,29
U	6	89,48	24,49	22,85	28,00
S	65	98,38	28,62	27,33	28,94

<b>100k SAU</b>	1129	140,09	23,63	18,59	27,27
	29 379				

**THIS INFORMATION IS PROTECTED AGAINST COPYING OR DISTRIBUTION WITHOUT PRIOR PERMISSION FROM THE RMAA BOARD.  
 FOR ENQUIRIES, PLEASE CONTACT RMAA AT TEL (012) 349 1237/8 or info@rmaa.co.za**

Disclaimer: In no event shall the RMAA be liable for any direct, special, indirect or consequential damages, or any other damages of any kind, including but not limited to loss of use, loss of profits, or loss of data, whether in an action in contract, tort (including but not limited to negligence), or otherwise, arising out of or in any way connected with the use of this information. While the RMAA takes great care in compiling the contents of this page, it is nevertheless only meant to provide non-binding general information and cannot replace detailed individual advice to help the prospective buyer make his decision. The RMAA does not guarantee that the information on these pages is up-to-date, accurate and complete.