

NATIONAL SOUTH AFRICAN PRICE INFORMATION FOR WEEK 5

From 2021/02/01 To 2021/02/07

Class Units Avg Mass Avg Purch Avg Selling Selling Min Selling Max
Weighted 20%

CATTLE

Class	Units	Avg Mass	Avg Purch	Avg Selling	Selling Min	Selling Max
A2	8883	277,66	50,11	52,30	50,83	54,65
A3	449	285,33	50,34	53,47	52,26	55,47
AB2	606	269,38	49,22	50,88	50,01	51,94
AB3	43	284,13	48,61	50,93	50,28	51,97
B2	296	273,18	46,89	47,77	46,72	49,29
B3	40	285,76	47,11	48,50	46,81	51,59
C2	595	263,17	44,99	46,81	44,32	50,42
C3	140	301,41	44,46	46,83	44,80	49,31

Hide Feedlot	Weighted	3,86
Hide Field	Average	2,94
Dorper	ea	31,41
Merino	ea	45,71

11 052

Class Units Avg Mass Avg Purch Avg Selling Selling Min Selling Max
Weighted 20%

LAMB/SHEEP

Class	Units	Avg Mass	Avg Purch	Avg Selling	Selling Min	Selling Max
A0	13	12,85	57,51	69,39	64,75	74,33
A1	149	15,46	82,37	82,23	79,15	83,34
A2	6650	20,56	82,88	83,49	81,91	85,46
A3	1111	22,98	82,11	82,40	81,29	85,70
A4	241	22,42	75,55	72,84	70,77	77,34
A5	21	22,48	69,48	63,06	61,06	71,18
A6	35	21,35	65,76	65,89	62,00	70,00
AB2	87	20,34	74,79	75,83	74,36	76,36
AB3	16	22,14	71,89	74,46	72,57	74,85
B2	535	22,87	68,65	72,48	71,91	72,66
B3	64	25,24	68,29	70,08	69,69	70,30
C2	898	23,87	67,70	69,11	63,01	72,74
C3	186	26,59	63,75	67,23	62,48	71,29

10 006

Class Units Avg Mass Avg Purch Purch Min Purch Max
Weighted 20%

PIGS

20 - 55,99 kg

P	1503	51,79	33,37	29,77	35,00
O	98	51,97	33,29	30,47	35,00
R	17	52,39	32,04	29,00	34,50
C	5	48,64	31,40	28,00	34,00
U	4	45,95	30,93	22,00	34,00
S	4	31,00	28,98	26,00	34,00

56 - 64,99 kg

P	1864	63,15	30,74	29,54	32,25
O	239	63,19	30,76	30,24	31,86
R	17	62,18	30,05	27,73	31,67
C	5	61,84	23,82	23,33	24,62
U	1	60,70	31,50	31,50	31,50

65 - 79,99 kg

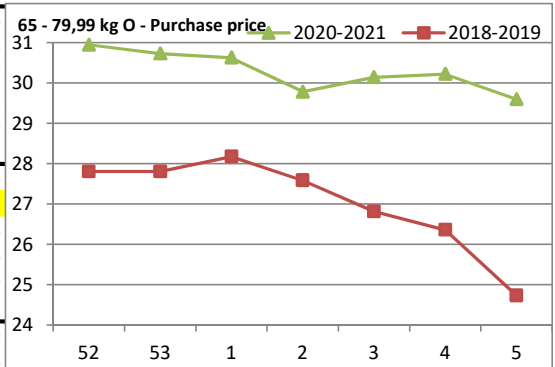
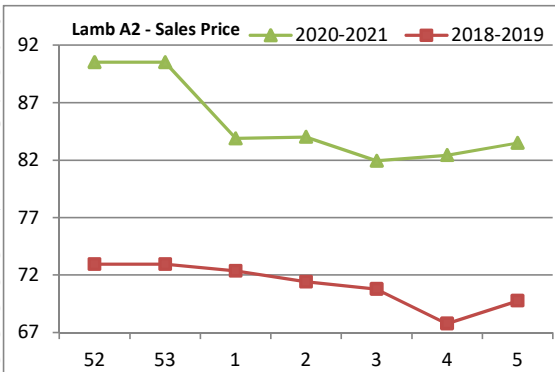
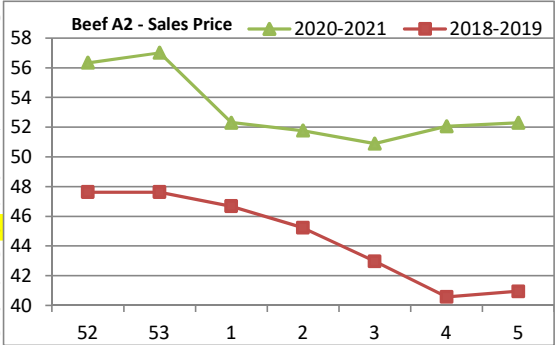
P	8907	75,98	30,12	26,45	32,56
O	3032	77,48	29,60	26,52	32,67
R	288	77,98	28,95	25,59	32,08
C	49	74,85	25,35	21,61	28,85
U	7	75,89	23,42	21,00	28,00
S	7	75,67	24,34	21,00	31,00

80 - 99,99 kg

P	4395	84,86	29,19	26,23	30,70
O	3603	86,99	29,67	28,05	31,28
R	522	88,57	29,31	26,76	31,37
C	56	87,56	25,71	23,93	28,91
U	7	86,60	25,98	23,54	28,00
S	73	97,56	28,81	27,48	30,06

100k SAU

25 885



THIS INFORMATION IS PROTECTED AGAINST COPYING OR DISTRIBUTION WITHOUT PRIOR PERMISSION FROM THE RMAA BOARD.

FOR ENQUIRIES, PLEASE CONTACT RMAA AT TEL (012) 349 1237/8 or info@rmaa.co.za

Disclaimer: In no event shall the RMAA be liable for any direct, special, indirect or consequential damages, or any other damages of any kind, including but not limited to loss of use, loss of profits, or loss of data, whether in an action in contract, tort (including but not limited to negligence), or otherwise, arising out of or in any way connected with the use of this information. While the RMAA takes great care in compiling the contents of this page, it is nevertheless only meant to provide non-binding general information and cannot replace detailed individual advice to help the prospective buyer make his decision. The RMAA does not guarantee that the information on these pages is up-to-date, accurate and complete.