

NATIONAL SOUTH AFRICAN PRICE INFORMATION FOR WEEK 13

Class Units Avg Mass **Avg Purch** **Avg Selling** Selling Min Selling Max From 2021/03/29 To 2021/04/04
CATTLE Weighted 20%

Class	Units	Avg Mass	Avg Purch	Avg Selling	Selling Min	Selling Max
A2	8355	272,81	51,80	55,48	53,31	57,85
A3	833	280,36	51,23	55,45	53,30	57,41
AB2	781	280,10	50,67	53,14	51,41	55,53
AB3	124	296,95	50,22	51,51	48,33	54,30
B2	301	282,39	47,29	48,77	45,07	51,91
B3	64	324,80	47,54	50,21	48,92	52,63
C2	450	260,36	43,94	47,38	45,57	49,53
C3	132	288,39	44,74	47,19	43,88	49,43

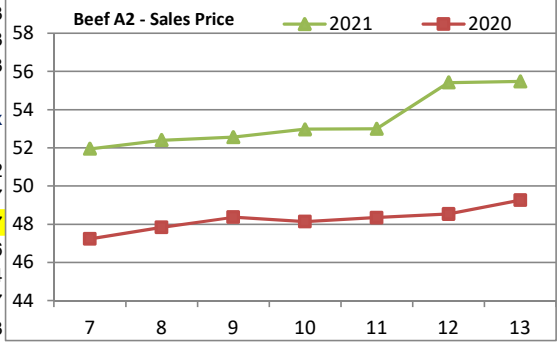
Hide Feedlot	Weighted	5,97
Hide Field	Average	4,99
Dorper	ea	31,83
Merino	ea	49,00

11 040

Class Units Avg Mass **Avg Purch** **Avg Selling** Selling Min Selling Max
LAMB/SHEEP Weighted 20%

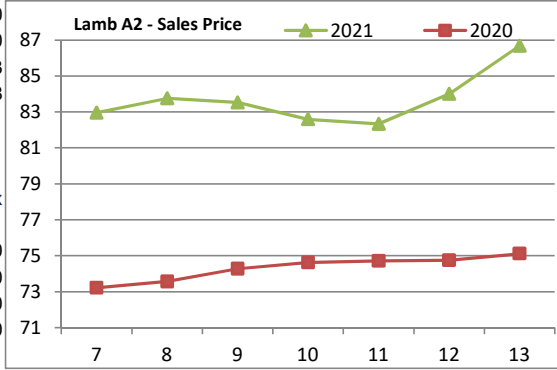
Class	Units	Avg Mass	Avg Purch	Avg Selling	Selling Min	Selling Max
A0	30	15,00	62,01	73,26	61,54	81,62
A1	296	16,62	81,19	84,71	82,45	86,87
A2	7826	20,01	84,20	86,69	83,77	91,67
A3	808	21,38	82,71	85,92	84,12	88,86
A4	173	20,78	74,64	73,63	71,99	75,64
A5	45	20,47	70,76	64,66	64,60	64,67
A6	48	21,03	69,88	64,90	64,70	65,83
AB2	88	18,49	72,70	76,76	71,75	81,83
AB3	6	20,82	68,56	74,89	74,00	76,00
B2	191	23,93	67,93	72,55	69,47	71,30
B3	54	28,25	65,52	71,59	69,27	72,13
C2	1541	22,77	64,97	66,32	62,43	72,28
C3	132	35,70	63,96	65,42	64,48	71,01

11 238



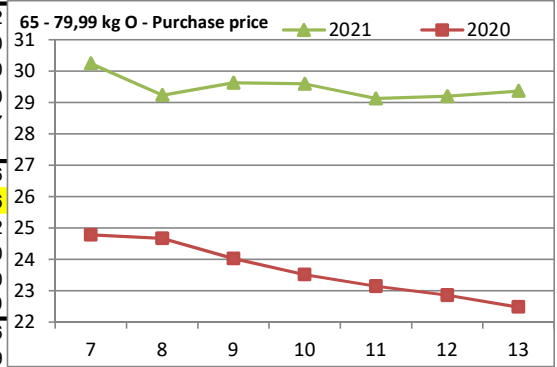
Class Units Avg Mass **Avg Purch** Purch Min Purch Max
PIGS Weighted 20%

Class	Units	Avg Mass	Avg Purch	Purch Min	Purch Max
P	1778	51,74	31,00	28,26	32,00
O	193	51,83	30,53	26,09	32,00
R	23	52,24	29,46	25,73	31,50
C	1	49,30	31,00	31,00	31,00



20 - 55,99 kg

P	1471	62,75	29,77	28,24	30,92
O	262	63,34	29,92	29,43	30,60
R	11	64,13	27,97	24,00	30,50
C	2	59,75	30,50	30,50	30,50
U	1	63,90	22,77	22,77	22,77



56 - 64,99 kg

P	10251	76,63	29,09	26,98	30,16
O	4113	76,84	29,37	27,94	30,66
R	298	76,65	28,75	27,16	30,22
C	29	77,08	27,15	23,68	30,50
U	3	77,20	25,24	23,00	26,50
S	2	78,55	26,29	23,50	30,00

65 - 79,99 kg

P	3852	86,31	28,49	26,00	29,56
O	6154	87,51	29,09	27,96	29,69
R	812	89,01	28,72	27,69	29,64
C	43	87,06	24,92	22,00	28,67
U	6	88,12	24,66	22,77	28,50
S	67	106,56	27,77	25,04	28,94

80 - 99,99 kg

100k SAU	1198	126,87	23,78	18,39	27,23
----------	------	--------	--------------	-------	-------

30 570

THIS INFORMATION IS PROTECTED AGAINST COPYING OR DISTRIBUTION WITHOUT PRIOR PERMISSION FROM THE RMAA BOARD.
FOR ENQUIRIES, PLEASE CONTACT RMAA AT TEL (012) 349 1237/8 or info@rmaa.co.za

Disclaimer: In no event shall the RMAA be liable for any direct, special, indirect or consequential damages, or any other damages of any kind, including but not limited to loss of use, loss of profits, or loss of data, whether in an action in contract, tort (including but not limited to negligence), or otherwise, arising out of or in any way connected with the use of this information. While the RMAA takes great care in compiling the contents of this page, it is nevertheless only meant to provide non-binding general information and cannot replace detailed individual advice to help the prospective buyer make his decision. The RMAA does not guarantee that the information on these pages is up-to-date, accurate and complete.