NATIONAL SOUTH AFRICAN PRICE INFORMATION FOR WEEK 4

From 2021/01/25 To 2021/01/31

Class	Units	Avg Mass	Avg Purch	Avg Selling	Selling Min	Selling Max
CATTLE					Weighted 20%	
A2	10240	278,00	**49,64**	**52,06**	50,66	54,63
A3	456	281,65	**49,37**	**53,23**	51,43	54,85
AB2	566	271,53	**48,50**	**50,20**	48,69	51,56
AB3	29	307,16	**49,76**	**49,85**	48,42	50,36
B2	244	279,51	**45,69**	**47,28**	45,70	50,98
B3	27	311,03	**46,03**	**47,99**	46,00	51,75
C2	609	260,86	**45,06**	**47,11**	43,42	50,89
C3	114	304,87	**44,68**	**46,50**	43,96	50,76
	12 285					

Hide Feedlot	Weighted	3,37
Hide Field	Average	2,27
Dorper	ea	33,05
Merino	ea	50,83

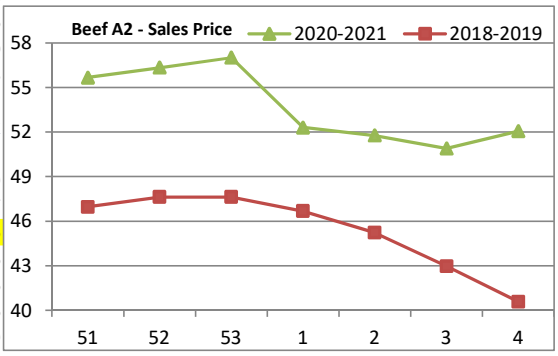

Class	Units	Avg Mass	Avg Purch	Avg Selling	Selling Min	Selling Max
LAMB/SHEEP					Weighted 20%	
A0	23	14,68	**63,54**	**69,03**	58,58	72,00
A1	264	15,44	**79,15**	**81,23**	79,16	83,67
A2	7588	19,88	**81,08**	**82,42**	80,32	85,05
A3	1107	22,75	**80,47**	**81,85**	80,51	83,95
A4	252	23,48	**72,64**	**70,50**	69,77	71,45
A5	32	22,77	**68,41**	**63,70**	57,97	82,75
A6	48	20,99	**64,62**	**62,52**	55,43	70,90
AB2	83	24,48	**77,03**	**80,83**	68,83	83,79
AB3	8	26,73	**75,25**	**80,99**	71,00	87,74
B2	261	22,87	**66,49**	**71,64**	70,33	72,59
B3	3	27,60	**66,94**	**68,71**	64,00	72,00
C2	666	23,85	**66,87**	**67,89**	60,42	72,27
C3	86	26,06	**66,25**	**67,68**	60,66	72,66
	10 421					

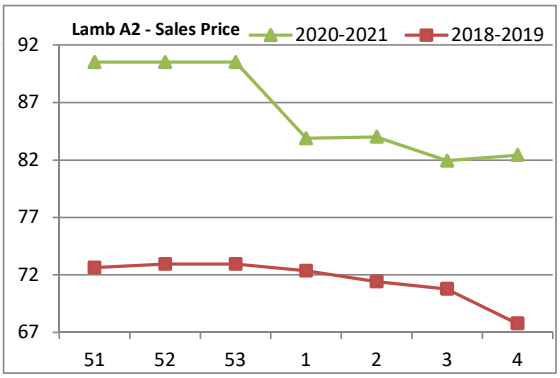

	Class	Units	Avg Mass	Avg Purch	Purch Min	Purch Max
	PIGS				Weighted 20%	
20 - 55,99 kg	P	1964	51,64	**33,25**	28,63	35,50
	O	151	49,24	**32,71**	30,17	35,50
	R	14	52,36	**30,11**	23,67	35,00
	C	4	48,95	**25,34**	22,88	32,50
	U	1	51,30	**21,50**	21,50	21,50
	S	1	24,80	**28,50**	28,50	28,50
56 - 64,99 kg	P	2143	62,53	**30,77**	28,44	33,39
	O	315	63,88	**30,96**	30,40	33,10
	R	16	62,86	**29,55**	25,58	32,33
	C					
	U	1	67,20	**22,25**	22,25	22,25
	S					
65 - 79,99 kg	P	10029	75,66	**30,30**	26,59	33,04
	O	4040	76,90	**30,22**	27,06	32,86
	R	292	78,13	**29,72**	27,17	32,02
	C	31	74,74	**25,22**	22,44	28,00
	U	1	86,70	**26,00**	26,00	26,00
	S	5	81,42	**24,53**	21,50	26,50
80 - 99,99 kg	P	4880	85,13	**29,87**	27,93	31,00
	O	5766	86,58	**30,09**	28,72	31,47
	R	775	88,20	**29,60**	28,27	30,94
	C	42	88,62	**25,63**	23,77	27,88
	U	1	94,50	**23,54**	23,54	23,54
	S	49	98,14	**29,14**	25,33	30,67
100k SAU		1155	135,02	**23,94**	18,50	29,55
		31 676				

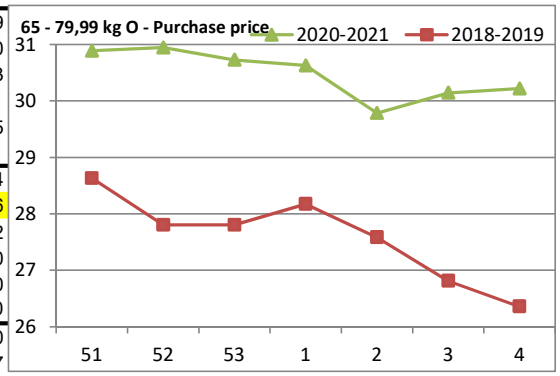

THIS INFORMATION IS PROTECTED AGAINST COPYING OR DISTRIBUTION WITHOUT PRIOR PERMISSION FROM THE RMAA BOARD.

FOR ENQUIRIES, PLEASE CONTACT RMAA AT TEL (012) 349 1237/8 or info@rmaa.co.za

Disclaimer: In no event shall the RMAA be liable for any direct, special, indirect or consequential damages, or any other damages of any kind, including but not limited to loss of use, loss of profits, or loss of data, whether in an action in contract, tort (including but not limited to negligence), or otherwise, arising out of or in any way connected with the use of this information. While the RMAA takes great care in compiling the contents of this page, it is nevertheless only meant to provide non-binding general information and cannot replace detailed individual advice to help the prospective buyer make his decision. The RMAA does not guarantee that the information on these pages is up-to-date, accurate and complete.