

NATIONAL SOUTH AFRICAN PRICE INFORMATION FOR WEEK 18

Class Units Avg Mass **Avg Purch** **Avg Selling** Selling Min Selling Max From 2021/05/03 To 2021/05/09
CATTLE Weighted 20%

Class	Units	Avg Mass	Avg Purch	Avg Selling	Selling Min	Selling Max
A2	8608	283,00	52,79	54,21	52,86	57,38
A3	882	290,28	51,68	54,51	52,78	57,92
AB2	843	279,75	51,17	51,91	50,55	53,31
AB3	139	293,36	50,28	50,34	45,30	52,75
B2	442	285,99	47,14	47,38	44,35	49,91
B3	85	306,61	46,80	47,71	45,64	49,82
C2	806	264,38	43,97	46,00	43,83	49,86
C3	198	289,71	42,88	43,34	39,00	50,33

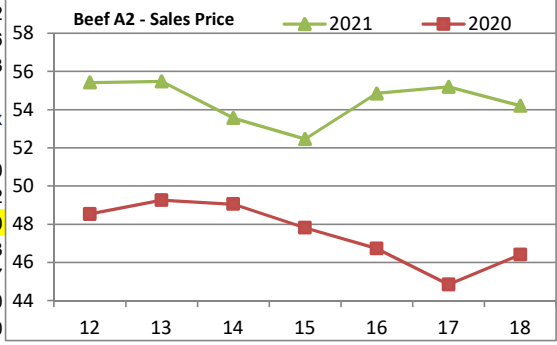
Hide Feedlot	Weighted	7,16
Hide Field	Average	6,77
Dorper	ea	36,50
Merino	ea	65,00

12 003

Class Units Avg Mass **Avg Purch** **Avg Selling** Selling Min Selling Max
LAMB/SHEEP Weighted 20%

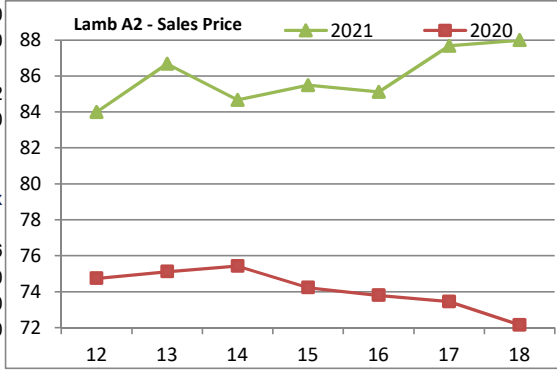
A0	9	12,22	67,66	69,68	67,28	74,00
A1	106	16,05	87,28	85,67	82,72	86,42
A2	6286	20,48	87,37	88,00	85,96	90,60
A3	654	22,60	85,35	87,11	85,70	89,83
A4	112	22,63	77,21	75,95	73,82	77,57
A5	15	23,36	75,04	77,03	66,51	93,00
A6	16	23,45	70,68	65,87	65,82	66,00
AB2	17	23,19	75,60	72,51	55,20	80,00
AB3	5	23,14	77,42	76,86	68,00	79,50
B2	19	26,86	67,29	69,23	66,00	76,00
B3						
C2	398	23,39	69,75	70,01	63,00	73,52
C3	58	26,10	71,26	71,99	65,92	73,70

7 695



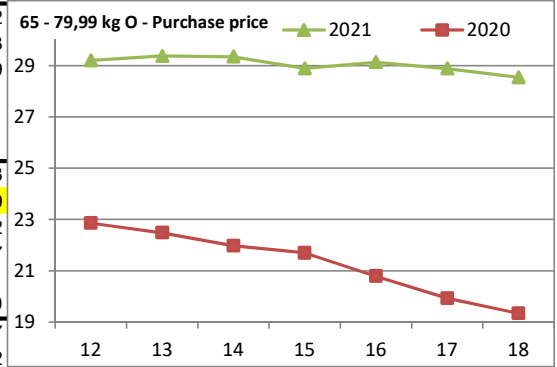
Class Units Avg Mass **Avg Purch** Purch Min Purch Max
PIGS Weighted 20%

P	1481	53,43	30,34	26,97	31,56
O	77	50,63	29,51	25,12	31,70
R	20	50,02	28,35	24,45	31,00
C	2	48,25	28,87	27,50	30,50
U					
S	3	21,50	27,00	27,00	27,00



20 - 55,99 kg

P	1434	62,35	29,14	27,87	31,02
O	255	64,63	28,96	28,20	30,73
R	19	66,90	27,99	26,15	29,19
C	1	63,10	23,41	23,41	23,41
U					
S					



56 - 64,99 kg

P	9525	76,73	28,48	26,58	29,83
O	3616	77,59	28,53	27,49	29,59
R	277	77,72	28,11	27,17	29,12
C	14	77,51	24,38	21,33	29,57
U					
S	1	80,40	28,50	28,50	28,50

65 - 79,99 kg

P	6240	85,92	28,14	26,29	29,37
O	7719	90,59	28,19	26,92	29,22
R	1129	91,88	27,80	26,51	28,76
C	66	90,34	24,53	22,48	27,26
U	7	93,22	23,76	22,24	27,00
S	87	97,64	26,90	25,52	27,22

80 - 99,99 kg

P	6240	85,92	28,14	26,29	29,37
O	7719	90,59	28,19	26,92	29,22
R	1129	91,88	27,80	26,51	28,76
C	66	90,34	24,53	22,48	27,26
U	7	93,22	23,76	22,24	27,00
S	87	97,64	26,90	25,52	27,22

100k SAU 1862 119,21 **23,40** 18,57 26,35

33 835

THIS INFORMATION IS PROTECTED AGAINST COPYING OR DISTRIBUTION WITHOUT PRIOR PERMISSION FROM THE RMAA BOARD.
FOR ENQUIRIES, PLEASE CONTACT RMAA AT TEL (012) 349 1237/8 or info@rmaa.co.za

Disclaimer: In no event shall the RMAA be liable for any direct, special, indirect or consequential damages, or any other damages of any kind, including but not limited to loss of use, loss of profits, or loss of data, whether in an action in contract, tort (including but not limited to negligence), or otherwise, arising out of or in any way connected with the use of this information. While the RMAA takes great care in compiling the contents of this page, it is nevertheless only meant to provide non-binding general information and cannot replace detailed individual advice to help the prospective buyer make his decision. The RMAA does not guarantee that the information on these pages is up-to-date, accurate and complete.