NATIONAL SOUTH AFRICAN PRICE INFORMATION FOR WEEK 17

From 2021/04/26 To 2021/05/02

Class	Units	Avg Mass	Avg Purch	Avg Selling	Selling Min	Selling Max
CATTLE					Weighted 20%	
A2	7909	279,41	**51,90**	**55,19**	52,82	57,43
A3	568	288,68	**51,64**	**55,38**	53,07	57,86
AB2	1315	290,52	**50,76**	**49,73**	47,00	52,73
AB3	113	306,81	**51,20**	**51,42**	50,39	52,64
B2	674	292,86	**47,33**	**49,24**	47,40	53,04
B3	79	314,81	**47,27**	**48,15**	47,67	50,21
C2	812	259,90	**44,12**	**47,15**	43,96	51,11
C3	149	283,07	**45,20**	**47,89**	44,04	47,65
	11 619					

Hide Feedlot	Weighted	6,80
Hide Field	Average	6,17
Dorper	ea	32,21
Merino	ea	49,17

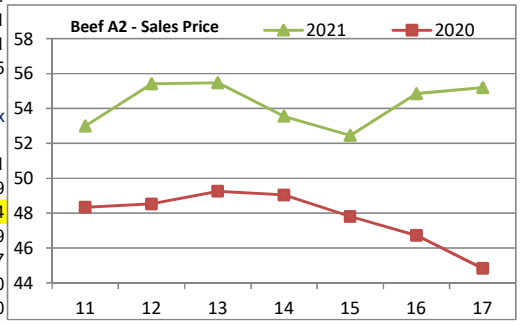

Class	Units	Avg Mass	Avg Purch	Avg Selling	Selling Min	Selling Max
LAMB/SHEEP					Weighted 20%	
A0	35	11,63	**58,96**	**68,24**	67,57	70,61
A1	407	15,34	**84,53**	**85,97**	84,56	87,39
A2	7719	20,29	**85,95**	**87,68**	86,48	91,14
A3	651	23,68	**86,13**	**86,68**	86,06	88,29
A4	109	23,74	**77,94**	**74,74**	74,23	74,87
A5	12	23,05	**72,03**	**62,01**	61,60	64,80
A6	12	23,15	**71,09**	**65,17**	65,00	66,00
AB2	27	21,54	**77,23**	**80,44**	74,66	91,25
AB3	1	19,60	**70,00**	**76,69**	76,69	76,69
B2	264	22,78	**67,23**	**73,32**	72,81	73,44
B3	6	26,12	**65,65**	**71,44**	65,00	73,00
C2	661	23,16	**64,81**	**68,89**	65,63	73,55
C3	35	27,55	**63,17**	**68,44**	64,51	75,07
	9 939					

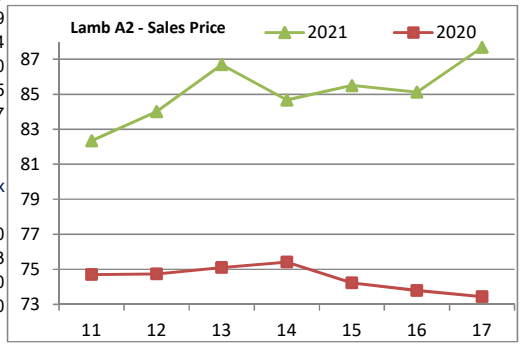

Class	Units	Avg Mass	Avg Purch	Purch Min	Purch Max
PIGS				Weighted 20%	
P	1515	50,78	**29,72**	26,12	31,50
O	76	50,90	**29,53**	25,94	31,73
R	11	52,87	**28,52**	21,20	31,50
C	2	61,60	**26,97**	23,00	30,50
U					
S					
P	1466	62,37	**29,69**	27,85	31,02
O	197	63,24	**29,62**	28,85	30,54
R	21	60,85	**26,81**	23,50	30,00
C					
U	1	66,80	**20,00**	20,00	20,00
S					
P	9911	76,89	**28,81**	26,90	30,00
O	3848	77,65	**28,87**	27,98	30,00
R	318	77,01	**28,26**	27,66	29,27
C	11	79,77	**24,05**	23,41	25,60
U	1	84,40	**23,00**	23,00	23,00
S	1	89,70	**28,50**	28,50	28,50
P	4493	84,03	**28,23**	25,99	29,24
O	7382	90,12	**28,69**	28,09	29,21
R	1021	90,59	**28,26**	27,64	28,82
C	37	90,92	**23,67**	22,54	25,50
U	5	92,88	**22,87**	22,10	26,00
S	75	98,31	**27,56**	24,04	28,41
SAU	1515	121,92	**23,59**	18,72	26,71
	31 907				

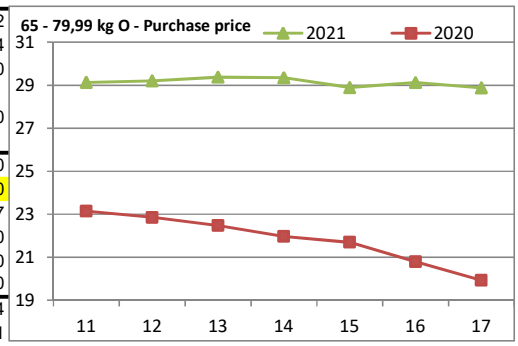

THIS INFORMATION IS PROTECTED AGAINST COPYING OR DISTRIBUTION WITHOUT PRIOR PERMISSION FROM THE RMAA BOARD.

FOR ENQUIRIES, PLEASE CONTACT RMAA AT TEL (012) 349 1237/8 or info@rmaa.co.za

laimer: In no event shall the RMAA be liable for any direct, special, indirect or consequential damages, or any other damages of any kind, including but not limited to loss of use, loss of fits, or loss of data, whether in an action in contract, tort (including but not limited to negligence), or otherwise, arising out of or in any way connected with the use of this information. hile the RMAA takes great care in compiling the contents of this page, it is nevertheless only meant to provide non-binding general information and cannot replace detailed individual advice to help the prospective buyer make his decision. The RMAA does not guarantee that the information on these pages is up-to-date, accurate and complete.