

NATIONAL SOUTH AFRICAN PRICE INFORMATION FOR WEEK 16

From 2021/04/19 To 2021/04/25

Class Units Avg Mass Avg Purch Avg Selling Selling Min Selling Max
Weighted 20%

CATTLE

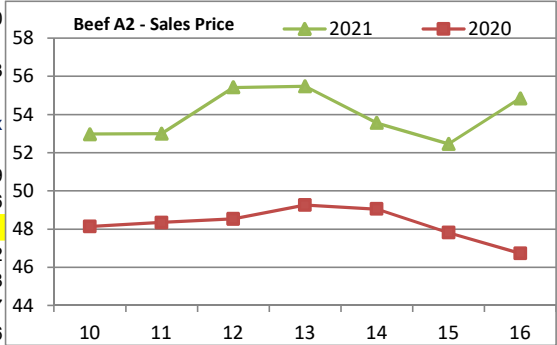
Class	Units	Avg Mass	Avg Purch	Avg Selling	Selling Min	Selling Max
A2	7491	287,87	52,35	54,85	52,15	61,22
A3	499	307,26	52,26	54,87	52,41	60,62
AB2	1175	293,84	51,06	52,58	50,44	54,60
AB3	94	301,61	50,03	51,57	50,38	53,35
B2	631	267,58	46,82	47,73	45,53	53,18
B3	52	290,10	46,17	46,91	46,45	48,60
C2	563	265,94	45,03	46,41	42,65	51,61
C3	163	286,85	45,52	46,31	44,00	51,03

Hide Feedlot	Weighted	8,98
Hide Field	Average	8,92
Dorper	ea	40,96
Merino	ea	62,00

10 668
Class Units Avg Mass Avg Purch Avg Selling Selling Min Selling Max
Weighted 20%

LAMB/SHEEP

Class	Units	Avg Mass	Avg Purch	Avg Selling	Selling Min	Selling Max
A0	14	13,38	61,36	69,83	66,66	71,49
A1	263	16,19	84,45	85,09	83,27	85,66
A2	7427	20,36	85,19	85,12	82,87	85,71
A3	835	21,49	81,89	81,07	76,61	82,22
A4	161	20,50	75,20	73,02	72,63	73,88
A5	32	20,36	68,43	64,25	63,81	65,17
A6	28	19,44	70,22	64,76	64,76	64,76
AB2	37	18,08	73,86	75,90	75,29	76,18
AB3						
B2	109	20,90	66,39	73,03	72,66	73,16
B3	8	26,25	64,36	72,05	70,22	74,90
C2	488	23,39	55,09	58,72	48,00	67,53
C3	55	26,80	58,39	62,55	51,55	67,30

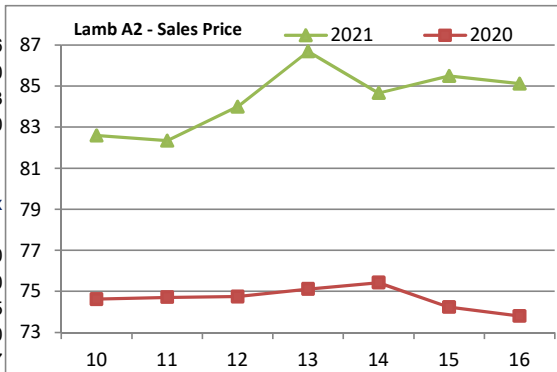


9 457
Class Units Avg Mass Avg Purch Purch Min Purch Max
Weighted 20%

PIGS

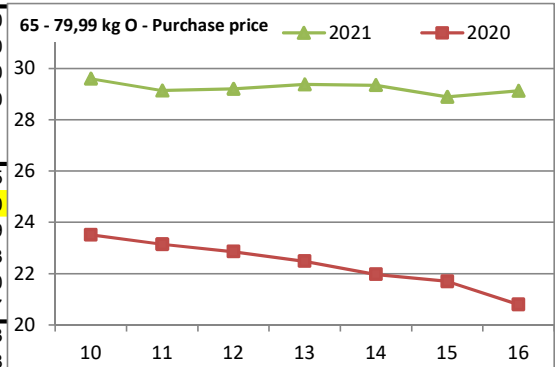
20 - 55,99 kg

Class	Units	Avg Mass	Avg Purch	Purch Min	Purch Max
P	1321	53,24	30,69	27,96	31,50
O	76	53,99	30,04	26,49	31,50
R	36	50,46	28,98	24,25	30,65
C	5	47,38	27,31	18,90	30,50
U	2	50,00	26,97	26,97	26,97
S	6	42,42	29,51	28,00	30,50



56 - 64,99 kg

Class	Units	Avg Mass	Avg Purch	Purch Min	Purch Max
P	1094	63,50	29,51	28,36	30,00
O	201	63,98	29,62	28,94	30,00
R	13	63,79	26,60	24,00	29,50
C	1	59,30	22,00	22,00	22,00
U					
S					



65 - 79,99 kg

Class	Units	Avg Mass	Avg Purch	Purch Min	Purch Max
P	6850	76,76	29,07	27,33	30,15
O	3194	77,07	29,12	27,60	30,60
R	220	76,88	28,27	27,56	29,29
C	22	74,05	24,68	23,00	26,93
U	4	75,10	23,48	23,00	25,50
S	5	75,02	21,94	20,00	22,47

80 - 99,99 kg

Class	Units	Avg Mass	Avg Purch	Purch Min	Purch Max
P	4486	85,41	29,00	28,40	29,63
O	6788	88,32	29,02	28,44	29,68
R	888	90,40	28,57	28,04	29,02
C	49	91,48	24,55	23,18	26,25
U	4	84,68	22,39	22,39	22,39
S	45	92,37	27,83	26,34	28,17

100k SAU

Units	Avg Mass	Avg Purch	Purch Min	Purch Max
1255	125,79	24,63	22,01	26,94

26 565

THIS INFORMATION IS PROTECTED AGAINST COPYING OR DISTRIBUTION WITHOUT PRIOR PERMISSION FROM THE RMAA BOARD.

FOR ENQUIRIES, PLEASE CONTACT RMAA AT TEL (012) 349 1237/8 or info@rmaa.co.za

Disclaimer: In no event shall the RMAA be liable for any direct, special, indirect or consequential damages, or any other damages of any kind, including but not limited to loss of use, loss of profits, or loss of data, whether in an action in contract, tort (including but not limited to negligence), or otherwise, arising out of or in any way connected with the use of this information. While the RMAA takes great care in compiling the contents of this page, it is nevertheless only meant to provide non-binding general information and cannot replace detailed individual advice to help the prospective buyer make his decision. The RMAA does not guarantee that the information on these pages is up-to-date, accurate and complete.