NATIONAL SOUTH AFRICAN PRICE INFORMATION FOR WEEK 12

From 2021/03/22 To 2021/03/28

Class	Units	Avg Mass	Avg Purch	Avg Selling	Selling Min	Selling Max
CATTLE					Weighted	20%
A2	9051	279,96	**51,71**	**55,42**	53,17	56,32
A3	681	276,00	**51,65**	**55,24**	52,83	57,92
AB2	913	274,75	**49,69**	**52,69**	50,85	55,46
AB3	118	283,53	**48,03**	**52,44**	51,32	53,93
B2	339	265,21	**46,49**	**48,92**	45,92	53,66
B3	49	281,12	**46,47**	**49,41**	46,99	52,30
C2	549	265,54	**43,00**	**44,98**	38,85	49,50
C3	111	295,38	**45,10**	**46,41**	45,09	47,97
	11 811					

Hide Feedlot	Weighted	5,84
Hide Field	Average	5,33
Dorper	ea	35,16
Merino	ea	55,00

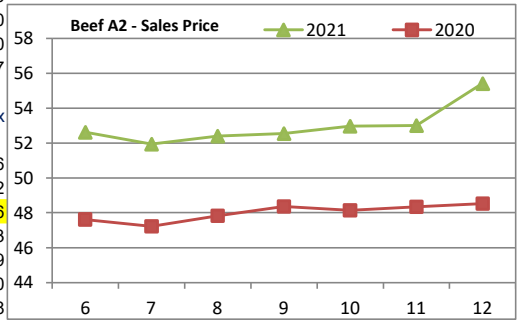

Class	Units	Avg Mass	Avg Purch	Avg Selling	Selling Min	Selling Max
LAMB/SHEEP					Weighted	20%
A0	21	12,64	**50,74**	**66,38**	61,87	70,46
A1	255	15,46	**79,88**	**81,96**	80,82	83,72
A2	8006	19,92	**82,14**	**84,00**	82,20	88,86
A3	755	21,36	**80,42**	**82,23**	81,07	85,83
A4	151	20,93	**72,86**	**73,16**	71,87	74,49
A5	40	19,88	**67,23**	**62,42**	62,23	63,20
A6	46	19,69	**67,65**	**64,28**	64,28	64,28
AB2	13	23,18	**75,31**	**78,87**	71,42	85,40
AB3	3	23,80	**75,17**	**82,13**	75,00	85,50
B2	57	25,79	**65,04**	**71,87**	67,32	72,81
B3	14	26,64	**62,82**	**68,45**	67,23	70,22
C2	1042	23,10	**66,97**	**68,42**	64,02	71,60
C3	71	26,93	**65,00**	**66,68**	63,29	72,03
	10 474					

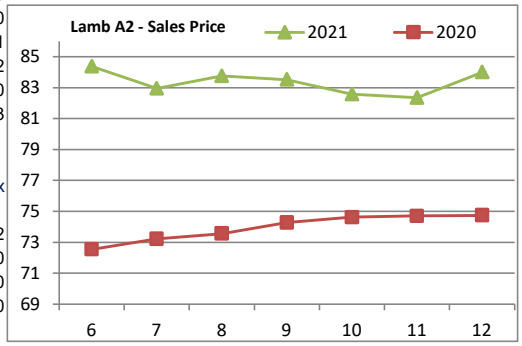

Class	Units	Avg Mass	Avg Purch	Purch Min	Purch Max
PIGS				Weighted	20%
P	1843	51,49	**31,16**	28,45	32,02
O	134	50,66	**30,83**	28,74	32,00
R	39	49,02	**29,53**	27,79	31,50
C	6	45,60	**28,87**	27,79	31,00
U					
S					
P	1590	62,42	**29,95**	28,68	31,13
O	242	62,75	**29,85**	29,39	30,76
R	11	61,04	**27,70**	24,00	30,50
C					
U					
S					
P	10047	76,02	**29,38**	27,73	30,43
O	4175	77,09	**29,25**	27,74	30,46
R	316	76,70	**28,70**	28,66	29,81
C	19	69,33	**26,62**	24,61	28,33
U	2	69,65	**23,08**	21,00	25,50
S					
P	4830	86,29	**28,30**	26,00	29,52
O	7207	87,42	**29,15**	27,94	30,01
R	975	89,17	**28,76**	27,64	29,81
C	55	87,61	**25,56**	23,70	29,02
U	10	89,92	**23,95**	22,77	28,50
S	67	98,08	**27,42**	20,71	29,00
SAU	1384	130,17	**22,74**	18,50	26,44
	32 952				

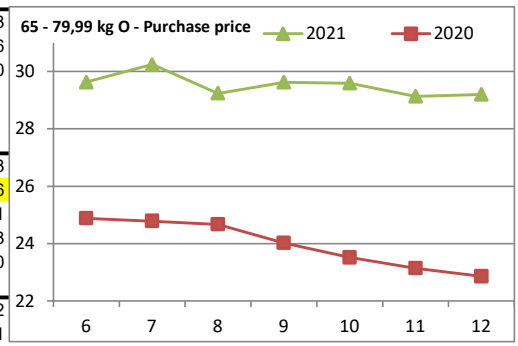

THIS INFORMATION IS PROTECTED AGAINST COPYING OR DISTRIBUTION WITHOUT PRIOR PERMISSION FROM THE RMAA BOARD.

FOR ENQUIRIES, PLEASE CONTACT RMAA AT TEL (012) 349 1237/8 or info@rmaa.co.za

laimer: In no event shall the RMAA be liable for any direct, special, indirect or consequential damages, or any other damages of any kind, including but not limited to loss of use, loss of fits, or loss of data, whether in an action in contract, tort (including but not limited to negligence), or otherwise, arising out of or in any way connected with the use of this information. hile the RMAA takes great care in compiling the contents of this page, it is nevertheless only meant to provide non-binding general information and cannot replace detailed individual advice to help the prospective buyer make his decision. The RMAA does not guarantee that the information on these pages is up-to-date, accurate and complete.