

## NATIONAL SOUTH AFRICAN PRICE INFORMATION FOR WEEK 10

Class Units Avg Mass Avg Purch Avg Selling Selling Min Selling Max From 2021/03/08 To 2021/03/14  
**CATTLE** Weighted 20%

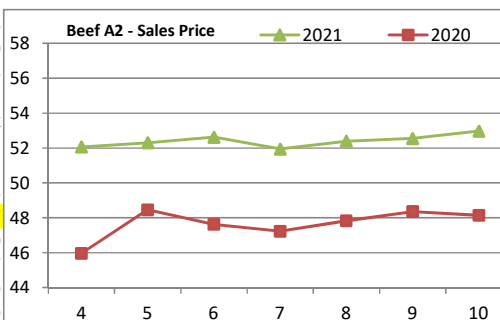
Class	Units	Avg Mass	Avg Purch	Avg Selling	Selling Min	Selling Max
<b>A2</b>	<b>8460</b>	<b>278,05</b>	<b>50,73</b>	<b>52,97</b>	<b>52,01</b>	<b>55,71</b>
A3	549	294,45	50,82	53,54	51,91	56,19
AB2	774	273,54	49,95	51,70	51,30	53,04
AB3	105	293,05	49,18	51,72	50,99	53,07
B2	379	266,68	46,97	48,24	47,07	48,67
B3	81	305,09	46,76	48,49	47,30	49,43
C2	782	258,16	45,02	46,58	43,84	49,59
C3	186	295,65	44,82	46,11	43,10	47,64

Hide Feedlot	Weighted	5,61
Hide Field	Average	4,80
Dorper	ea	42,50
Merino	ea	59,17

11 316

Class Units Avg Mass Avg Purch Avg Selling Selling Min Selling Max  
**LAMB/SHEEP** Weighted 20%

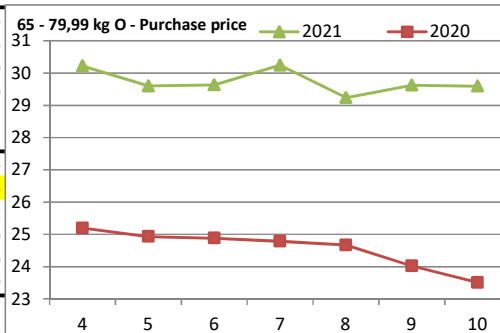
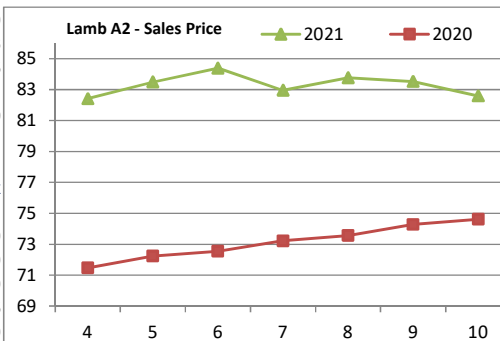
A0	46	13,28	62,23	66,64	56,29	71,11
A1	270	15,58	80,66	79,88	75,38	81,34
<b>A2</b>	<b>7020</b>	<b>20,18</b>	<b>81,97</b>	<b>82,59</b>	<b>80,90</b>	<b>86,37</b>
A3	618	22,18	80,79	80,27	78,69	84,29
A4	115	22,53	74,15	71,53	69,91	73,87
A5	22	20,75	68,73	61,65	61,00	68,00
A6	42	21,59	67,87	62,77	61,49	68,00
AB2	134	18,67	73,39	75,00	72,66	76,73
AB3	5	27,10	73,82	74,59	70,15	83,50
B2	274	22,00	68,16	70,39	67,26	72,06
B3	11	31,32	73,07	72,33	70,27	73,35
C2	771	24,64	65,16	67,83	63,76	74,31
C3	84	30,26	65,21	66,40	63,02	71,59



9 412

Class Units Avg Mass Avg Purch Purch Min Purch Max  
**PIGS** Weighted 20%

P	1951	51,33	30,83	27,75	32,00
O	157	51,29	30,61	27,73	32,00
R	37	50,27	27,73	23,62	31,50
C	8	51,26	23,58	21,52	29,75
U	5	51,86	25,92	23,00	31,00
S	1	24,80	28,50	28,50	28,50
P	1816	62,54	29,93	28,17	31,56
O	287	63,06	29,96	28,21	30,96
R	25	61,23	28,09	24,50	30,50
C	1	59,10	22,00	22,00	22,00
U					
S					
P	9934	75,92	29,35	26,87	30,96
<b>O</b>	<b>3989</b>	<b>76,69</b>	<b>29,59</b>	<b>27,90</b>	<b>30,86</b>
R	252	77,17	28,92	27,63	30,12
C	15	72,90	26,64	23,70	31,00
U	3	67,70	23,00	23,00	23,00
S	4	81,43	26,47	23,00	29,00
P	5045	85,97	28,88	26,83	30,01
O	6409	87,49	29,34	28,08	30,35
R	738	88,60	29,02	27,83	30,28
C	51	88,17	25,25	22,59	29,05
U	4	87,50	22,77	22,77	22,77
S	40	98,74	28,15	18,50	28,92
<b>SAU</b>	<b>1543</b>	<b>125,63</b>	<b>23,44</b>	<b>18,75</b>	<b>26,55</b>



**THIS INFORMATION IS PROTECTED AGAINST COPYING OR DISTRIBUTION WITHOUT PRIOR PERMISSION FROM THE RMAA BOARD.  
 FOR ENQUIRIES, PLEASE CONTACT RMAA AT TEL (012) 349 1237/8 or info@rmaa.co.za**

Disclaimer: In no event shall the RMAA be liable for any direct, special, indirect or consequential damages, or any other damages of any kind, including but not limited to loss of use, loss of profits, or loss of data, whether in an action in contract, tort (including but not limited to negligence), or otherwise, arising out of or in any way connected with the use of this information. While the RMAA takes great care in compiling the contents of this page, it is nevertheless only meant to provide non-binding general information and cannot replace detailed individual advice to help the prospective buyer make his decision. The RMAA does not guarantee that the information on these pages is up-to-date, accurate and complete.