NATIONAL SOUTH AFRICAN PRICE INFORMATION FOR WEEK 1

From 2021/04/04 To 2021/04/10

Class	Units	Avg Mass	Avg Purch	Avg Selling	Selling Min	Selling Max
CATTLE					Weighted 20%	
A2	8664	287,88	**50,87**	**52,31**	50,28	57,36
A3	534	302,09	**50,78**	**53,68**	49,32	57,74
AB2	425	273,44	**49,70**	**52,74**	50,27	58,84
AB3	58	288,28	**49,60**	**52,82**	50,33	60,07
B2	228	273,51	**46,03**	**47,30**	45,54	51,47
B3	110	299,06	**44,89**	**45,34**	44,28	49,08
C2	452	262,01	**44,58**	**46,41**	42,76	52,00
C3	105	298,63	**42,88**	**45,73**	36,93	52,00
	10 576					

Hide Feedlot	Weighted	3,54
Hide Field	Average	3,23
Dorper	ea	31,43
Merino	ea	46,43

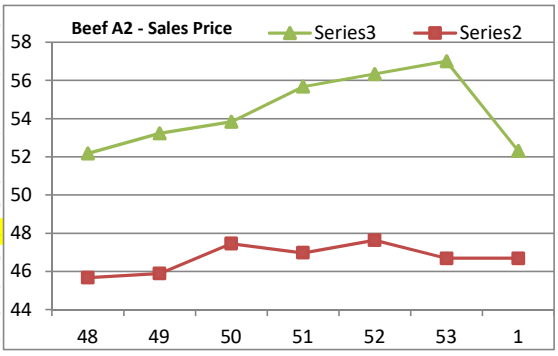

Class	Units	Avg Mass	Avg Purch	Avg Selling	Selling Min	Selling Max
LAMB/SHEEP					Weighted 20%	
A0	21	14,00	**55,88**	**60,36**	52,40	71,38
A1	136	16,42	**81,17**	**80,83**	75,23	83,69
A2	6028	20,59	**84,76**	**83,87**	79,95	84,83
A3	929	23,19	**83,30**	**81,15**	79,69	86,39
A4	212	22,67	**75,27**	**70,41**	69,72	72,68
A5	11	23,96	**66,98**	**61,38**	61,38	61,38
A6	18	21,64	**68,86**	**65,06**	65,06	65,06
AB2	76	22,80	**78,87**	**83,60**	79,46	84,50
AB3	7	27,03	**78,95**	**92,39**	79,00	93,88
B2	84	22,12	**67,31**	**70,08**	64,06	72,96
B3	2	25,55	**63,90**	**66,45**	66,00	67,00
C2	440	23,78	**66,72**	**69,72**	64,60	75,83
C3	29	27,26	**70,85**	**73,85**	65,17	76,53
	7 993					

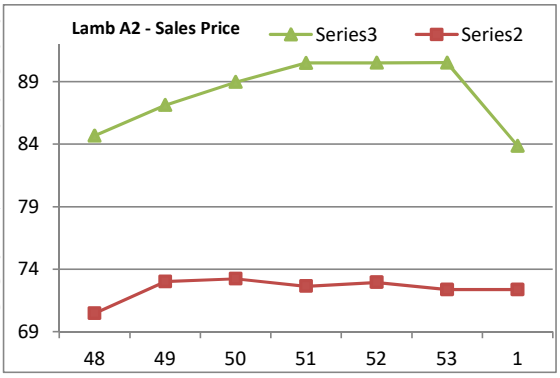

	Class	Units	Avg Mass	Avg Purch	Purch Min	Purch Max
	PIGS				Weighted 20%	
20 - 55,99 kg	P	1706	51,69	**34,58**	30,44	36,58
	O	96	51,38	**34,49**	28,24	37,00
	R	2	46,45	**30,09**	29,40	31,00
	C					
	U					
	S					
56 - 64,99 kg	P	1904	66,86	**32,45**	29,94	34,90
	O	299	70,24	**32,48**	31,50	33,64
	R	8	63,53	**29,40**	25,00	33,00
	C					
	U					
	S	1	65,30	**23,75**	23,75	23,75
65 - 79,99 kg	P	9189	75,55	**30,74**	26,53	34,14
	O	3786	77,27	**30,63**	27,14	34,90
	R	253	78,33	**30,06**	26,25	34,29
	C	13	83,88	**27,13**	23,08	28,66
	U	1	83,60	**26,00**	26,00	26,00
	S	1	95,00	**25,00**	25,00	25,00
80 - 99,99 kg	P	2681	85,86	**30,74**	28,38	32,60
	O	3910	87,19	**30,80**	29,64	32,06
	R	464	89,11	**30,38**	28,52	32,23
	C	13	88,56	**27,22**	23,50	31,00
	U	1	91,40	**26,00**	26,00	26,00
	S	49	98,19	**29,54**	27,92	29,96
100k SAU		873	146,46	**26,17**	20,20	30,50
		25 250				

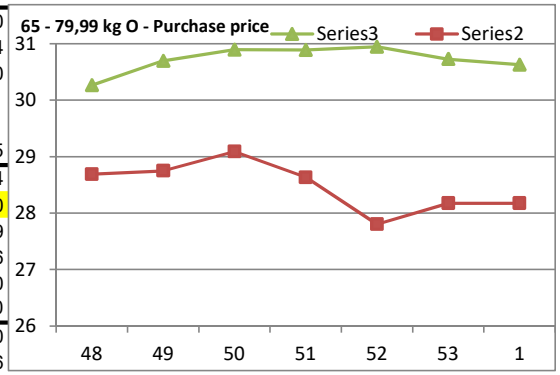

THIS INFORMATION IS PROTECTED AGAINST COPYING OR DISTRIBUTION WITHOUT PRIOR PERMISSION FROM THE RMAA BOARD.

FOR ENQUIRIES, PLEASE CONTACT RMAA AT TEL (012) 349 1237/8 or info@rmaa.co.za

Disclaimer: In no event shall the RMAA be liable for any direct, special, indirect or consequential damages, or any other damages of any kind, including but not limited to loss of use, loss of profits, or loss of data, whether in an action in contract, tort (including but not limited to negligence), or otherwise, arising out of or in any way connected with the use of this information. While the RMAA takes great care in compiling the contents of this page, it is nevertheless only meant to provide non-binding general information and cannot replace detailed individual advice to help the prospective buyer make his decision. The RMAA does not guarantee that the information on these pages is up-to-date, accurate and complete.