NATIONAL SOUTH AFRICAN PRICE INFORMATION FOR WEEK 46

From 2020/11/09 To 2020/11/15

Class	Units	Avg Mass	Avg Purch	Avg Selling	Selling Min	Selling Max
CATTLE					Weighted	20%
A2	8649	277,70	**50,14**	**51,40**	49,96	54,24
A3	702	306,55	**49,22**	**51,36**	50,00	54,24
AB2	754	280,13	**48,33**	**49,19**	48,40	51,10
AB3	115	312,15	**48,04**	**49,26**	48,60	51,08
B2	310	302,17	**44,49**	**44,86**	43,08	47,73
B3	73	340,26	**44,70**	**45,35**	44,33	48,15
C2	566	270,46	**43,69**	**45,02**	42,88	49,01
C3	120	548,14	**43,08**	**44,69**	42,90	48,64
	11 289					

Hide Feedlot	Weighted	2,46
Hide Field	Average	2,07
Dorper	ea	23,59
Merino	ea	40,00

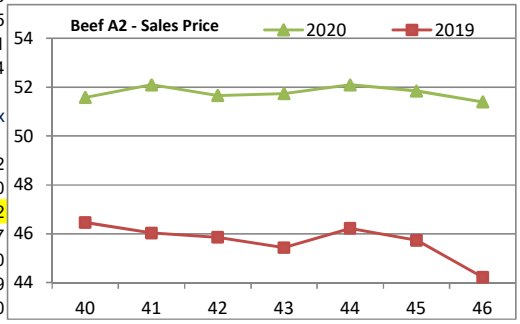

Class	Units	Avg Mass	Avg Purch	Avg Selling	Selling Min	Selling Max
LAMB/SHEEP					Weighted	20%
A0	18	13,31	**71,39**	**71,16**	59,63	79,92
A1	950	18,37	**77,56**	**82,08**	81,76	82,60
A2	5926	21,48	**83,89**	**84,03**	83,28	84,32
A3	1051	24,40	**80,94**	**81,75**	80,48	84,17
A4	296	26,72	**77,05**	**75,90**	70,60	79,90
A5	53	27,96	**75,85**	**75,32**	62,00	79,59
A6	23	24,97	**72,47**	**70,77**	61,89	77,80
AB2	37	23,66	**75,33**	**75,33**	70,12	79,97
AB3	121	23,89	**67,88**	**73,37**	71,94	77,72
B2	18	30,09	**71,02**	**70,05**	67,33	72,00
B3	293	23,73	**64,25**	**68,00**	68,00	68,00
C2	389	24,93	**70,41**	**67,92**	63,01	69,34
C3	53	28,58	**67,71**	**68,48**	65,30	70,10
	9 228					

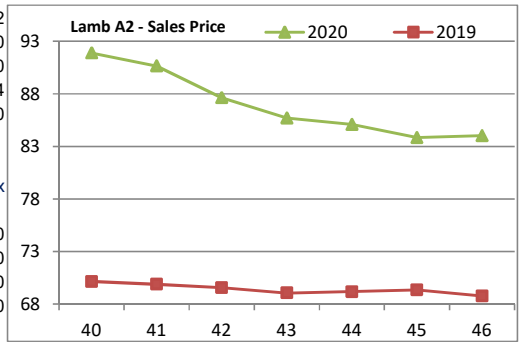

Class	Units	Avg Mass	Avg Purch	Purch Min	Purch Max
PIGS				Weighted	20%
P	1599	51,54	**33,27**	28,24	36,00
O	114	52,96	**33,96**	28,51	36,00
R	16	55,46	**33,43**	28,70	35,50
C	3	53,53	**29,22**	22,00	35,00
U					
S					
P	1513	62,57	**30,19**	28,87	32,74
O	202	63,59	**29,90**	29,12	31,95
R	9	62,21	**27,01**	24,00	30,30
C					
U					
S					
P	8643	76,13	**29,82**	26,13	33,33
O	3535	78,22	**29,20**	26,68	32,08
R	336	78,67	**28,83**	26,58	31,32
C	32	76,42	**27,44**	25,75	32,20
U	9	75,68	**25,94**	25,23	28,87
S	5	80,66	**25,44**	19,75	32,00
P	2458	86,38	**28,93**	27,73	30,55
O	4326	88,18	**29,11**	27,98	30,26
R	755	90,29	**28,60**	27,95	29,53
C	33	90,37	**25,95**	22,50	28,41
U	1	93,10	**29,07**	29,07	29,07
S	70	98,11	**28,44**	18,50	28,92
SAU	880	140,53	**25,38**	21,14	30,00
	24 539				

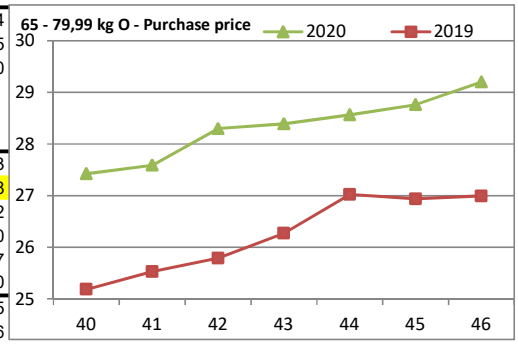

THIS INFORMATION IS PROTECTED AGAINST COPYING OR DISTRIBUTION WITHOUT PRIOR PERMISSION FROM THE RMAA BOARD.

FOR ENQUIRIES, PLEASE CONTACT RMAA AT TEL (012) 349 1237/8 or info@rmaa.co.za

laimer: In no event shall the RMAA be liable for any direct, special, indirect or consequential damages, or any other damages of any kind, including but not limited to loss of use, loss of fits, or loss of data, whether in an action in contract, tort (including but not limited to negligence), or otherwise, arising out of or in any way connected with the use of this information. hile the RMAA takes great care in compiling the contents of this page, it is nevertheless only meant to provide non-binding general information and cannot replace detailed individual advice to help the prospective buyer make his decision. The RMAA does not guarantee that the information on these pages is up-to-date, accurate and complete.