

## NATIONAL SOUTH AFRICAN PRICE INFORMATION FOR WEEK 53

Class Units Avg Mass Avg Purch Avg Selling Selling Min Selling Max From 2020/12/28 To 2021/01/03  
**CATTLE** Weighted 20%

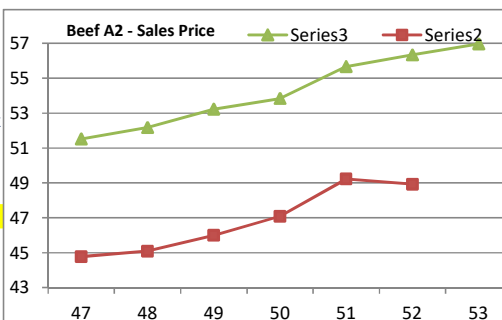
Class	Units	Avg Mass	Avg Purch	Avg Selling	Selling Min	Selling Max
<b>A2</b>	<b>7982</b>	<b>276,13</b>	<b>51,65</b>	<b>56,97</b>	<b>51,32</b>	<b>58,39</b>
A3	425	290,93	50,29	55,96	52,50	58,19
AB2	757	280,59	50,45	52,73	39,70	56,00
AB3	122	302,15	50,15	52,45	49,10	56,00
B2	362	300,97	45,73	48,03	45,96	55,00
B3	132	339,86	45,72	48,96	46,00	55,43
C2	273	273,58	44,15	46,66	42,70	48,31
C3	76	309,24	43,56	46,28	44,23	47,75

Hide Feedlot	Weighted	3,45
Hide Field	Average	2,66
Dorper	ea	33,75
Merino	ea	52,50

10 129

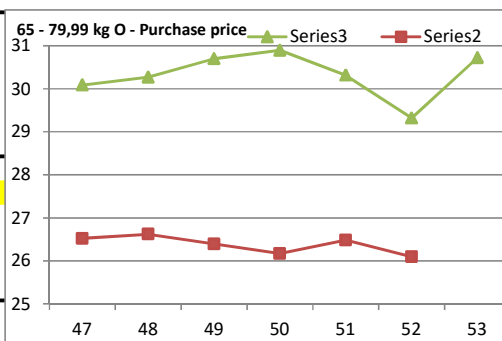
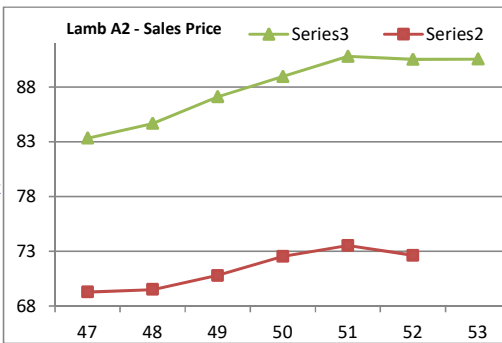
Class	Units	Avg Mass	Avg Purch	Avg Selling	Selling Min	Selling Max
<b>LAMB/SHEEP</b>						
A0	9	9,88	78,50	35,73	35,73	35,73
A1	331	15,80	87,35	86,93	39,09	89,33
<b>A2</b>	<b>7919</b>	<b>19,99</b>	<b>88,43</b>	<b>90,55</b>	<b>86,00</b>	<b>94,83</b>
A3	817	22,31	86,95	88,91	85,02	94,57
A4	154	22,60	80,70	78,86	70,00	83,28
A5	7	23,69	76,00	66,91	66,91	66,91
A6	34	23,03	75,90	67,92	67,86	71,00
AB2	96	22,40	77,61	81,49	75,00	94,37
AB3	9	24,90	77,45	78,47	75,00	82,71
B2	133	25,05	66,13	70,16	68,00	75,88
B3	19	29,29	64,98	69,27	68,07	75,00
C2	1054	24,88	67,24	69,46	65,63	74,50
C3	121	27,99	67,39	69,76	65,99	74,84

10 703



Class	Units	Avg Mass	Avg Purch	Purch Min	Purch Max
<b>PIGS</b>					
P	1672	54,24	34,74	26,00	36,50
O	138	54,39	35,84	26,00	36,95
R	33	46,06	33,80	29,90	36,00
C	2	48,25	31,00	31,00	31,00
U	5	47,46	31,18	30,00	35,50
S	1	56,60	31,00	31,00	31,00
P	1686	62,39	32,59	26,00	35,00
O	245	64,24	32,43	30,50	35,50
R	2	67,25	28,68	25,00	32,10
C	2	60,35	27,57	24,50	31,00
U	0	#DIV/0!	0,00	#NUM!	0,00
S	0	#DIV/0!	0,00	#NUM!	0,00
P	8734	75,89	30,81	26,00	36,25
<b>O</b>	<b>3419</b>	<b>77,28</b>	<b>30,72</b>	<b>26,00</b>	<b>36,99</b>
R	258	78,03	30,88	23,50	35,50
C	28	74,85	29,66	25,00	33,00
U	3	84,13	29,07	24,00	33,00
S	0	#DIV/0!	0,00	#NUM!	0,00
P	1995	85,82	30,89	26,00	33,00
O	3462	87,16	30,92	26,00	36,25
R	360	88,76	30,86	23,50	36,25
C	23	84,74	29,83	27,00	31,00
U	3	90,10	28,50	28,50	28,50
S	25	98,01	29,94	28,50	30,00
<b>SAU</b>	<b>482</b>	<b>138,72</b>	<b>25,72</b>	<b>18,50</b>	<b>30,50</b>

22 578



**THIS INFORMATION IS PROTECTED AGAINST COPYING OR DISTRIBUTION WITHOUT PRIOR PERMISSION FROM THE RMAA BOARD.  
 FOR ENQUIRIES, PLEASE CONTACT RMAA AT TEL (012) 349 1237/8 or info@rmaa.co.za**

Disclaimer: In no event shall the RMAA be liable for any direct, special, indirect or consequential damages, or any other damages of any kind, including but not limited to loss of use, loss of fits, or loss of data, whether in an action in contract, tort (including but not limited to negligence), or otherwise, arising out of or in any way connected with the use of this information. While the RMAA takes great care in compiling the contents of this page, it is nevertheless only meant to provide non-binding general information and cannot replace detailed individual advice to help the prospective buyer make his decision. The RMAA does not guarantee that the information on these pages is up-to-date, accurate and complete.