

## NATIONAL SOUTH AFRICAN PRICE INFORMATION FOR WEEK 52

Class      Units   Avg Mass   **Avg Purch**   **Avg Selling**   Selling Min   Selling Max      From 2020/12/21 To 2020/12/27  
**CATTLE**      Weighted 20%

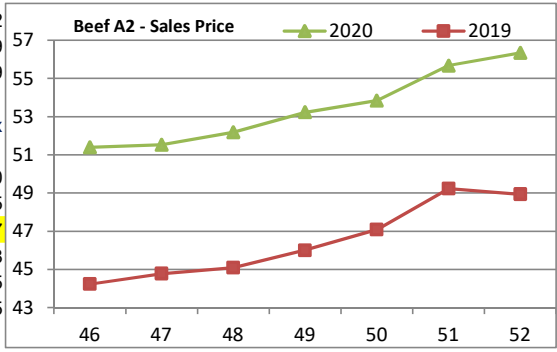
Class	Units	Avg Mass	Avg Purch	Avg Selling	Selling Min	Selling Max
A2	8621	291,48	<b>51,60</b>	<b>56,34</b>	53,70	58,22
A3	633	294,11	<b>50,83</b>	<b>55,21</b>	52,27	58,38
AB2	676	276,21	<b>50,21</b>	<b>52,49</b>	51,06	55,12
AB3	91	295,34	<b>49,63</b>	<b>52,35</b>	51,38	53,95
B2	177	277,04	<b>46,15</b>	<b>48,87</b>	45,70	54,21
B3	29	307,22	<b>45,90</b>	<b>47,64</b>	45,96	50,72
C2	406	265,96	<b>44,88</b>	<b>47,17</b>	43,70	51,29
C3	75	294,88	<b>44,17</b>	<b>47,53</b>	44,10	51,29

Hide Feedlot	Weighted	3,79
Hide Field	Average	3,29
Dorper	ea	34,39
Merino	ea	51,67

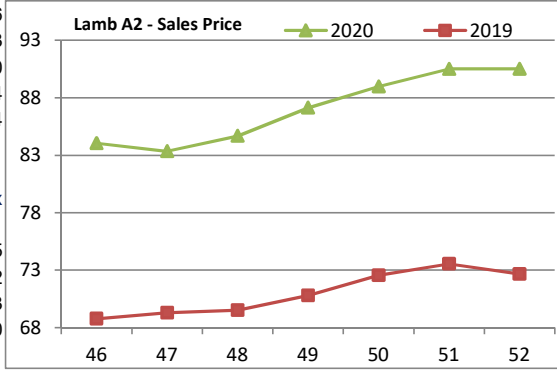
10 708

Class	Units	Avg Mass	Avg Purch	Avg Selling	Selling Min	Selling Max
<b>LAMB/SHEEP</b>						
A0	31	11,97	<b>72,10</b>	<b>69,29</b>	62,67	76,00
A1	450	15,26	<b>87,65</b>	<b>88,38</b>	83,13	89,85
A2	8278	19,87	<b>88,08</b>	<b>90,52</b>	86,08	93,97
A3	562	22,05	<b>87,22</b>	<b>89,90</b>	87,90	93,58
A4	148	21,39	<b>81,47</b>	<b>79,80</b>	79,03	81,45
A5	20	21,69	<b>77,72</b>	<b>73,28</b>	71,47	75,85
A6	23	20,33	<b>76,48</b>	<b>71,06</b>	70,52	73,11
AB2	91	20,28	<b>72,02</b>	<b>74,33</b>	71,98	85,97
AB3	5	26,92	<b>76,20</b>	<b>78,77</b>	70,00	81,46
B2	124	24,36	<b>68,50</b>	<b>69,74</b>	66,00	75,73
B3	6	32,09	<b>71,70</b>	<b>74,50</b>	69,00	77,00
C2	1615	12,27	<b>68,17</b>	<b>70,40</b>	66,15	76,24
C3	150	29,96	<b>66,64</b>	<b>69,88</b>	66,00	73,64

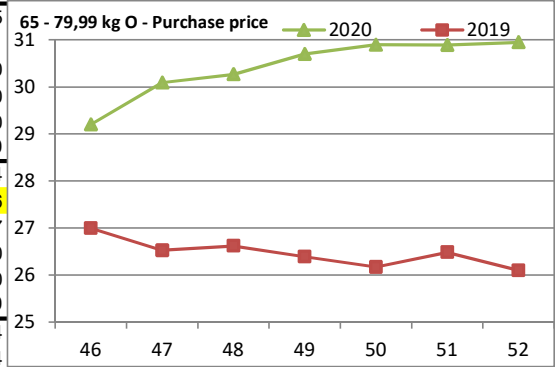
11 503



Class	Units	Avg Mass	Avg Purch	Purch Min	Purch Max
<b>PIGS</b>					
P	2077	53,33	<b>34,77</b>	29,99	38,45
O	147	52,56	<b>34,89</b>	31,71	36,82
R	13	51,08	<b>30,96</b>	24,50	35,33
C	5	56,36	<b>33,19</b>	28,50	35,50



P	1910	62,37	<b>32,42</b>	29,60	34,85
O	306	63,61	<b>32,19</b>	30,96	33,71
R	24	60,28	<b>29,26</b>	24,70	33,50
C	3	62,49	<b>25,95</b>	24,50	28,50
U	1	60,70	<b>28,50</b>	28,50	28,50
S	2	60,65	<b>31,90</b>	28,50	35,00



P	8739	74,95	<b>31,08</b>	26,79	34,54
O	4091	76,81	<b>30,95</b>	27,69	35,86
R	374	77,91	<b>30,02</b>	27,27	34,67
C	18	74,32	<b>28,30</b>	23,84	31,00
U	3	70,23	<b>29,06</b>	28,00	31,00
S	5	72,04	<b>31,98</b>	27,00	37,00

P	2061	85,38	<b>30,59</b>	28,01	32,34
O	3504	86,67	<b>30,98</b>	29,57	32,94
R	420	87,79	<b>30,87</b>	28,53	34,57
C	38	85,20	<b>29,34</b>	25,94	31,38
U	3	90,97	<b>29,35</b>	28,50	31,00
S	8	91,91	<b>26,48</b>	18,50	32,50

<b>100k SAU</b>	585	145,33	<b>26,10</b>	20,44	30,50
-----------------	-----	--------	--------------	-------	-------

24 337

**THIS INFORMATION IS PROTECTED AGAINST COPYING OR DISTRIBUTION WITHOUT PRIOR PERMISSION FROM THE RMAA BOARD.**  
**FOR ENQUIRIES, PLEASE CONTACT RMAA AT TEL (012) 349 1237/8 or info@rmaa.co.za**

Disclaimer: In no event shall the RMAA be liable for any direct, special, indirect or consequential damages, or any other damages of any kind, including but not limited to loss of use, loss of profits, or loss of data, whether in an action in contract, tort (including but not limited to negligence), or otherwise, arising out of or in any way connected with the use of this information. While the RMAA takes great care in compiling the contents of this page, it is nevertheless only meant to provide non-binding general information and cannot replace detailed individual advice to help the prospective buyer make his decision. The RMAA does not guarantee that the information on these pages is up-to-date, accurate and complete.