

## NATIONAL SOUTH AFRICAN PRICE INFORMATION FOR WEEK 51

Class      Units   Avg Mass   **Avg Purch**   **Avg Selling**   Selling Min   Selling Max      From 2020/12/14 To 2020/12/20  
**CATTLE**      Weighted 20%

Class	Units	Avg Mass	Avg Purch	Avg Selling	Selling Min	Selling Max
<b>A2</b>	<b>13297</b>	<b>280,08</b>	<b>52,02</b>	<b>55,67</b>	<b>53,95</b>	<b>57,04</b>
A3	936	295,02	50,75	55,76	53,45	57,95
AB2	969	278,44	50,72	51,98	51,10	54,60
AB3	152	310,00	50,64	52,05	51,47	53,49
B2	491	283,53	46,45	47,62	45,88	53,15
B3	92	336,19	46,01	46,16	45,79	47,61
C2	866	266,27	44,73	46,87	43,12	51,10
C3	171	296,93	44,17	46,57	43,86	50,37

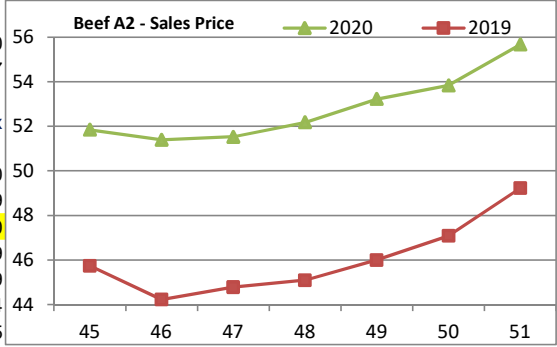
Hide Feedlot	Weighted	3,48
Hide Field	Average	3,00
Dorper	ea	32,59
Merino	ea	51,67

16 974

Class      Units   Avg Mass   **Avg Purch**   **Avg Selling**   Selling Min   Selling Max  
**LAMB/SHEEP**      Weighted 20%

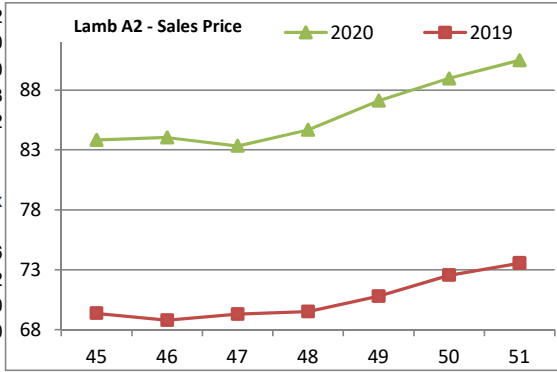
Class	Units	Avg Mass	Avg Purch	Avg Selling	Selling Min	Selling Max
A0	51	12,23	69,13	70,66	63,95	76,00
A1	714	15,33	87,25	88,85	83,75	90,19
<b>A2</b>	<b>11584</b>	<b>19,90</b>	<b>88,37</b>	<b>90,49</b>	<b>88,54</b>	<b>91,70</b>
A3	1268	23,17	86,94	89,81	88,47	91,59
A4	252	23,47	80,95	80,51	78,94	85,49
A5	24	25,16	76,92	75,73	67,85	88,74
A6	16	21,73	77,49	76,12	69,74	87,25
AB2	171	20,29	76,33	81,04	78,14	84,50
AB3	18	24,37	76,80	81,45	78,17	87,72
B2	383	22,38	70,09	74,35	71,41	75,30
B3	22	28,47	69,50	72,91	70,00	75,00
C2	1525	24,75	67,62	70,65	66,80	74,68
C3	229	29,23	67,59	70,11	65,10	76,12

16 257



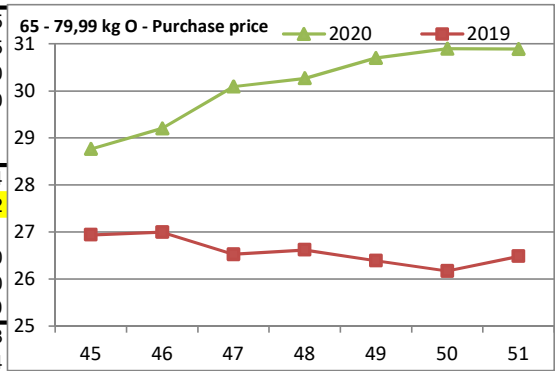
Class      Units   Avg Mass   **Avg Purch**      Purch Min      Purch Max  
**PIGS**      Weighted 20%

Class	Units	Avg Mass	Avg Purch	Purch Min	Purch Max
P	2051	51,67	33,88	28,20	36,96
O	219	52,14	34,05	29,37	36,52
R	47	49,81	33,49	31,76	36,00
C	13	50,24	30,99	29,33	32,50



20 - 55,99 kg

P	2430	62,44	32,70	30,34	35,25
O	323	64,04	32,33	31,22	33,75
R	12	62,40	31,40	25,00	32,10
C	5	64,32	28,05	26,00	28,50



56 - 64,99 kg

P	10233	75,69	30,84	26,69	34,24
<b>O</b>	<b>4946</b>	<b>76,85</b>	<b>30,89</b>	<b>27,61</b>	<b>35,52</b>
R	402	78,12	29,88	28,18	33,51
C	64	76,28	29,21	28,34	31,00
U	13	74,09	28,09	26,00	28,50
S	3	79,53	29,85	28,00	33,00

65 - 79,99 kg

P	2849	86,21	30,36	27,64	31,78
O	5198	87,45	30,68	29,01	32,04
R	754	89,98	30,04	27,80	31,72
C	60	93,06	28,62	25,47	30,88
U	5	92,34	26,46	25,00	31,00
S	8	93,25	25,95	21,83	33,00

80 - 99,99 kg

<b>100k SAU</b>	<b>863</b>	<b>134,25</b>	<b>25,32</b>	<b>19,23</b>	<b>29,80</b>
-----------------	------------	---------------	--------------	--------------	--------------

30 498

**THIS INFORMATION IS PROTECTED AGAINST COPYING OR DISTRIBUTION WITHOUT PRIOR PERMISSION FROM THE RMAA BOARD.  
 FOR ENQUIRIES, PLEASE CONTACT RMAA AT TEL (012) 349 1237/8 or info@rmaa.co.za**

Disclaimer: In no event shall the RMAA be liable for any direct, special, indirect or consequential damages, or any other damages of any kind, including but not limited to loss of use, loss of profits, or loss of data, whether in an action in contract, tort (including but not limited to negligence), or otherwise, arising out of or in any way connected with the use of this information. While the RMAA takes great care in compiling the contents of this page, it is nevertheless only meant to provide non-binding general information and cannot replace detailed individual advice to help the prospective buyer make his decision. The RMAA does not guarantee that the information on these pages is up-to-date, accurate and complete.