

NATIONAL SOUTH AFRICAN PRICE INFORMATION FOR WEEK 49

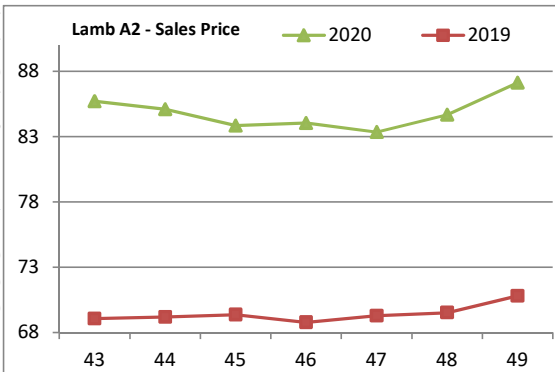
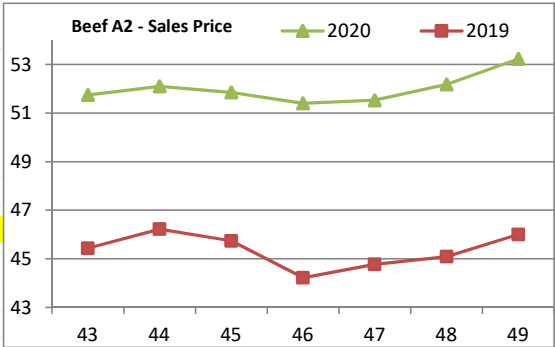
Class Units Avg Mass **Avg Purch** **Avg Selling** Selling Min Selling Max
CATTLE Weighted 20%

From 2020/11/30 To 2020/12/06

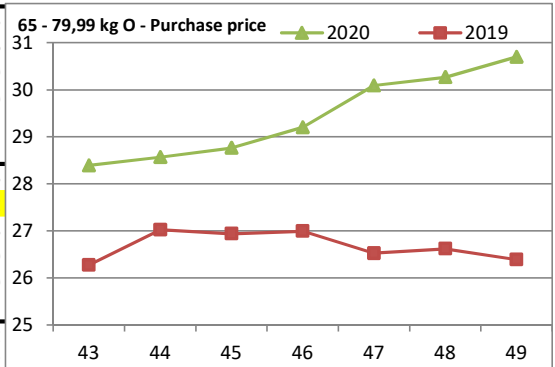
Class	Units	Avg Mass	Avg Purch	Avg Selling	Selling Min	Selling Max
A2	11656	287,57	50,29	53,23	51,57	55,18
A3	839	303,50	50,10	53,19	51,91	55,47
AB2	785	286,50	48,91	50,33	48,09	52,70
AB3	131	303,93	47,61	49,51	46,07	51,96
B2	342	273,46	45,61	47,02	42,65	50,49
B3	45	294,22	45,47	46,44	42,44	49,74
C2	782	267,61	43,66	45,81	42,99	48,75
C3	159	294,00	43,89	45,10	43,31	48,44
	14 739					

Hide Feedlot	Weighted	3,00
Hide Field	Average	2,58
Dorper	ea	34,03
Merino	ea	49,00

Class	Units	Avg Mass	Avg Purch	Avg Selling	Selling Min	Selling Max
LAMB/SHEEP						
A0	38	11,81	55,27	68,37	67,01	72,00
A1	430	15,15	84,66	86,85	83,94	87,65
A2	8931	20,26	84,98	87,12	86,35	87,76
A3	1062	23,06	83,70	86,63	85,74	87,82
A4	270	23,64	77,93	77,29	75,80	78,13
A5	36	27,53	75,96	75,04	70,14	78,48
A6	50	25,37	70,51	72,70	69,74	80,48
AB2	94	22,75	74,33	77,49	67,03	81,37
AB3	19	27,83	79,11	79,17	78,53	79,37
B2	530	22,80	68,93	72,65	69,14	73,77
B3	18	31,57	72,72	72,90	64,00	75,50
C2	1462	24,93	67,16	69,29	66,02	72,37
C3	191	30,01	66,57	67,87	65,00	71,25
	13 131					



Class	Units	Avg Mass	Avg Purch	Purch Min	Purch Max
PIGS					
P	1705	53,16	34,17	28,23	36,50
O	129	51,83	34,21	28,31	36,50
R	19	51,62	33,18	29,50	36,00
C					
U					
S	5	21,38	27,83	27,83	27,83



20 - 55,99 kg					
P	1308	62,32	31,72	29,00	33,73
O	205	61,82	32,00	31,33	32,65
R	12	63,47	28,85	24,25	32,10
C	1	56,90	23,00	23,00	23,00
U					
S					
56 - 64,99 kg					
P	8735	76,07	30,31	26,36	34,18
O	4158	77,18	30,70	27,40	34,92
R	316	77,59	30,78	29,39	34,28
C	33	71,62	29,30	26,37	31,00
U	3	67,83	29,25	26,00	33,00
S	1	84,20	33,00	33,00	33,00
65 - 79,99 kg					
P	2313	86,05	30,19	27,46	31,32
O	4614	86,99	30,96	29,82	32,62
R	616	89,11	30,71	29,01	33,18
C	33	86,37	29,34	26,81	30,63
U	7	86,17	28,12	27,25	28,50
S	56	97,06	28,41	23,59	29,54
80 - 99,99 kg					
P	2313	86,05	30,19	27,46	31,32
O	4614	86,99	30,96	29,82	32,62
R	616	89,11	30,71	29,01	33,18
C	33	86,37	29,34	26,81	30,63
U	7	86,17	28,12	27,25	28,50
S	56	97,06	28,41	23,59	29,54
100k SAU	1097	129,80	25,56	20,51	29,91
	25 366				

**THIS INFORMATION IS PROTECTED AGAINST COPYING OR DISTRIBUTION WITHOUT PRIOR PERMISSION FROM THE RMAA BOARD.
 FOR ENQUIRIES, PLEASE CONTACT RMAA AT TEL (012) 349 1237/8 or info@rmaa.co.za**

Disclaimer: In no event shall the RMAA be liable for any direct, special, indirect or consequential damages, or any other damages of any kind, including but not limited to loss of use, loss of profits, or loss of data, whether in an action in contract, tort (including but not limited to negligence), or otherwise, arising out of or in any way connected with the use of this information. While the RMAA takes great care in compiling the contents of this page, it is nevertheless only meant to provide non-binding general information and cannot replace detailed individual advice to help the prospective buyer make his decision. The RMAA does not guarantee that the information on these pages is up-to-date, accurate and complete.