NATIONAL SOUTH AFRICAN PRICE INFORMATION FOR WEEK 48

From 2020/11/23 To 2020/11/29

Class	Units	Avg Mass	Avg Purch	Avg Selling	Selling Min	Selling Max
CATTLE					Weighted 20%	
A2	11004	284,89	**49,89**	**52,72**	50,97	54,17
A3	830	301,97	**49,23**	**52,57**	50,31	54,79
AB2	675	291,47	**48,32**	**49,81**	48,95	51,91
AB3	103	309,44	**47,85**	**49,57**	48,62	50,75
B2	288	277,83	**45,15**	**46,11**	43,80	49,85
B3	36	300,08	**45,66**	**46,21**	44,95	47,57
C2	805	276,31	**43,91**	**45,92**	42,78	48,85
C3	127	315,11	**43,50**	**45,50**	43,37	48,94
	13 868					

Hide Feedlot	Weighted	2,76
Hide Field	Average	2,31
Dorper	ea	36,00
Merino	ea	49,00

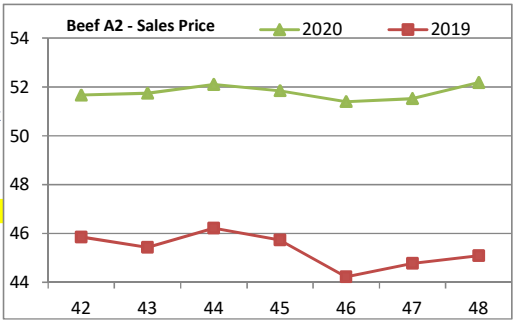

Class	Units	Avg Mass	Avg Purch	Avg Selling	Selling Min	Selling Max
LAMB/SHEEP					Weighted 20%	
A0	51	12,90	**71,07**	**69,93**	65,04	77,51
A1	288	15,71	**85,55**	**85,08**	84,52	86,84
A2	9415	20,71	**83,80**	**84,67**	80,27	86,76
A3	1359	23,80	**81,63**	**82,76**	80,57	85,06
A4	263	25,50	**76,73**	**74,68**	72,29	76,20
A5	36	28,04	**74,53**	**72,77**	67,09	75,82
A6	25	25,84	**69,46**	**70,88**	64,12	76,75
AB2	155	22,65	**77,46**	**77,21**	76,00	80,00
AB3	29	27,68	**78,34**	**76,01**	75,83	76,92
B2	186	22,74	**67,59**	**72,74**	69,35	74,00
B3	14	28,82	**66,16**	**69,96**	66,50	72,75
C2	1162	24,30	**66,34**	**67,92**	65,57	69,85
C3	87	28,56	**65,00**	**67,19**	65,63	70,06
	13 070					

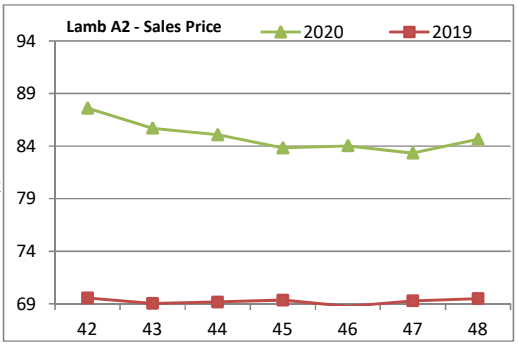

Class	Units	Avg Mass	Avg Purch	Purch Min	Purch Max
PIGS				Weighted 20%	
P	1740	52,20	**34,31**	28,97	36,50
O	83	52,38	**33,11**	27,40	36,50
R	9	45,23	**31,63**	26,25	36,00
C	2	43,80	**28,67**	22,00	35,50
U	1	49,60	**35,50**	35,50	35,50
S	5	41,66	**33,62**	27,00	35,50
P	1899	61,91	**31,36**	28,76	33,97
O	287	63,45	**31,53**	30,89	34,00
R	11	63,97	**29,00**	24,50	32,30
C	2	62,20	**22,50**	22,50	22,50
U					
S					
P	9876	75,82	**30,26**	26,31	34,11
O	4131	77,13	**30,27**	27,34	33,79
R	308	78,16	**29,85**	27,21	33,31
C	22	79,50	**26,38**	21,77	31,50
U					
S	6	73,63	**26,00**	26,00	26,00
P	2289	86,57	**29,52**	27,41	31,04
O	4660	87,37	**30,03**	29,03	31,60
R	645	89,66	**29,70**	28,92	31,21
C	28	87,83	**28,74**	26,33	30,75
U	4	85,97	**27,64**	24,50	30,00
S	61	97,65	**29,07**	26,28	29,70
SAU	1190	135,74	**25,69**	21,64	30,39
	27 259				

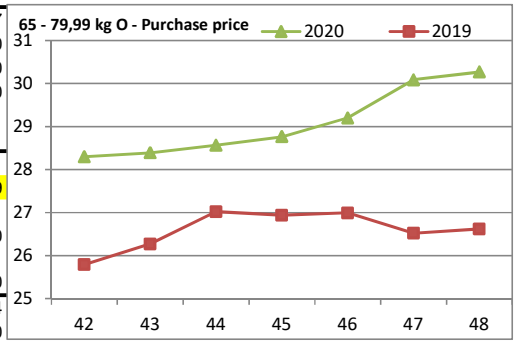

THIS INFORMATION IS PROTECTED AGAINST COPYING OR DISTRIBUTION WITHOUT PRIOR PERMISSION FROM THE RMAA BOARD.

FOR ENQUIRIES, PLEASE CONTACT RMAA AT TEL (012) 349 1237/8 or info@rmaa.co.za

laimer: In no event shall the RMAA be liable for any direct, special, indirect or consequential damages, or any other damages of any kind, including but not limited to loss of use, loss of ·fits, or loss of data, whether in an action in contract, tort (including but not limited to negligence), or otherwise, arising out of or in any way connected with the use of this information. hile the RMAA takes great care in compiling the contents of this page, it is nevertheless only meant to provide non-binding general information and cannot replace detailed individual advice to help the prospective buyer make his decision. The RMAA does not guarantee that the information on these pages is up-to-date, accurate and complete.