

NATIONAL SOUTH AFRICAN PRICE INFORMATION FOR WEEK 47

Class Units Avg Mass **Avg Purch** **Avg Selling** Selling Min Selling Max From 2020/11/16 To 2020/11/22
CATTLE Weighted 20%

Class	Units	Avg Mass	Avg Purch	Avg Selling	Selling Min	Selling Max
A2	9514	290,70	49,87	51,53	49,73	52,70
A3	834	309,12	49,21	51,37	49,50	53,34
AB2	698	301,75	48,33	49,19	48,31	52,73
AB3	107	305,41	47,86	48,78	48,19	49,40
B2	316	299,49	45,56	46,03	43,61	49,68
B3	65	308,56	45,76	46,36	44,36	50,10
C2	693	238,09	43,64	45,33	43,07	48,57
C3	128	321,99	43,19	44,50	42,83	48,27

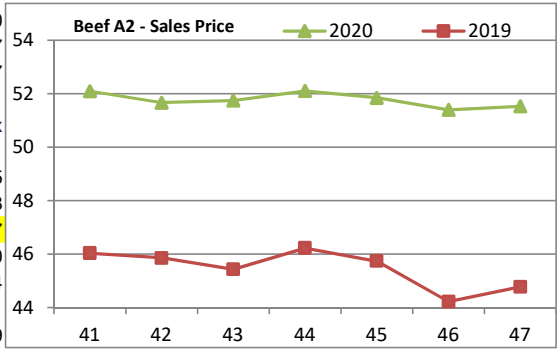
Hide Feedlot	Weighted	2,59
Hide Field	Average	2,18
Dorper	ea	35,00
Merino	ea	50,00

12 355

Class Units Avg Mass **Avg Purch** **Avg Selling** Selling Min Selling Max
LAMB/SHEEP Weighted 20%

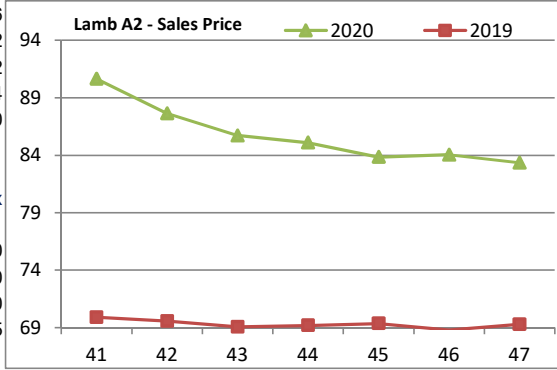
Class	Units	Avg Mass	Avg Purch	Avg Selling	Selling Min	Selling Max
A0	12	13,53	67,16	68,63	62,58	72,75
A1	197	15,55	83,56	82,87	79,40	84,08
A2	7344	21,16	82,53	83,34	80,85	84,77
A3	1109	24,83	81,15	81,71	80,78	82,20
A4	313	27,18	76,61	75,65	74,21	76,54
A5	61	28,55	75,40	72,21	63,43	77,01
A6	29	27,31	71,71	68,05	62,90	77,19
AB2	162	23,81	75,25	77,23	74,47	78,00
AB3	31	27,39	78,75	78,14	77,59	78,26
B2	209	23,79	63,87	70,75	68,00	72,02
B3	20	33,50	64,04	68,82	65,73	70,12
C2	1097	24,27	64,83	66,34	63,70	67,74
C3	90	29,00	63,43	66,64	67,29	70,00

10 674



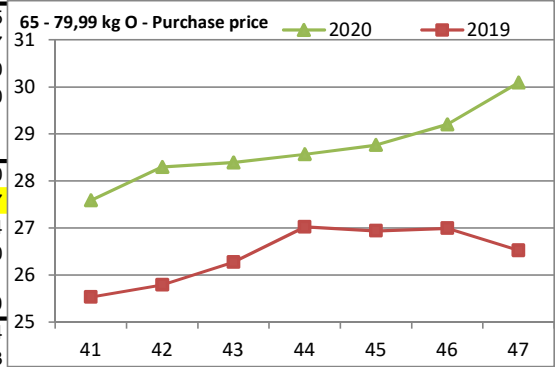
Class Units Avg Mass **Avg Purch** Purch Min Purch Max
PIGS Weighted 20%

Class	Units	Avg Mass	Avg Purch	Purch Min	Purch Max
P	1718	54,58	34,50	28,00	36,50
O	76	51,99	32,84	25,40	36,50
R	13	50,54	32,28	22,54	36,00
C	2	40,90	20,65	20,65	20,65
U					
S	19	22,61	28,57	28,57	28,57



20 - 55,99 kg

P	1450	63,71	30,65		28,94	31,55
O	249	64,86	30,69		29,42	31,07
R	3	64,47	28,15		24,50	30,60
C	3	59,57	28,00		28,00	28,00
U						
S						



56 - 64,99 kg

P	8962	76,02	30,11		26,44	28,30
O	3656	77,68	30,09		27,53	33,57
R	239	78,65	29,49		27,47	32,44
C	15	76,32	26,19		22,29	28,50
U						
S	3	79,50	24,62		23,00	25,50

65 - 79,99 kg

P	2242	86,75	29,28		27,32	33,04
O	4382	87,80	29,77		29,35	30,83
R	608	90,00	29,23		28,18	30,54
C	27	92,43	28,21		24,00	30,50
U	1	93,30	25,50		25,50	25,50
S	37	98,29	29,02		28,89	30,23

80 - 99,99 kg

100k SAU	692	147,64	24,23		20,01	29,84
-----------------	------------	---------------	--------------	--	--------------	--------------

24 397

THIS INFORMATION IS PROTECTED AGAINST COPYING OR DISTRIBUTION WITHOUT PRIOR PERMISSION FROM THE RMAA BOARD.
FOR ENQUIRIES, PLEASE CONTACT RMAA AT TEL (012) 349 1237/8 or info@rmaa.co.za

Disclaimer: In no event shall the RMAA be liable for any direct, special, indirect or consequential damages, or any other damages of any kind, including but not limited to loss of use, loss of profits, or loss of data, whether in an action in contract, tort (including but not limited to negligence), or otherwise, arising out of or in any way connected with the use of this information. While the RMAA takes great care in compiling the contents of this page, it is nevertheless only meant to provide non-binding general information and cannot replace detailed individual advice to help the prospective buyer make his decision. The RMAA does not guarantee that the information on these pages is up-to-date, accurate and complete.