NATIONAL SOUTH AFRICAN PRICE INFORMATION FOR WEEK 45

From 2020/11/02 To 2020/11/08

Class	Units	Avg Mass	Avg Purch	Avg Selling	Selling Min	Selling Max
CATTLE					Weighted	20%
A2	9009	285,14	**49,85**	**52,06**	50,10	54,66
A3	558	310,11	**49,27**	**52,03**	50,02	55,02
AB2	750	275,84	**47,85**	**48,86**	47,63	51,15
AB3	112	298,08	**47,71**	**48,79**	47,85	49,98
B2	242	290,63	**44,36**	**44,95**	41,09	47,55
B3	76	313,56	**44,76**	**46,38**	44,27	47,98
C2	657	269,50	**42,62**	**43,44**	42,58	45,78
C3	153	294,89	**42,80**	**43,66**	42,50	46,30
	11 557					

Hide Feedlot	Weighted	2,51
Hide Field	Average	1,94
Dorper	ea	26,00
Merino	ea	44,00

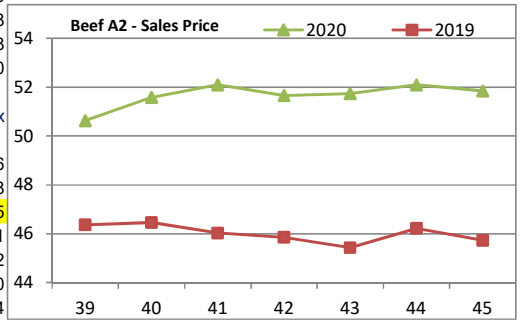

Class	Units	Avg Mass	Avg Purch	Avg Selling	Selling Min	Selling Max
LAMB/SHEEP					Weighted	20%
A0	33	12,90	**61,52**	**67,65**	62,00	72,86
A1	299	15,67	**82,74**	**83,00**	81,27	83,58
A2	5704	20,34	**82,02**	**83,83**	82,52	85,25
A3	767	24,02	**81,64**	**83,64**	82,18	86,01
A4	206	26,62	**76,76**	**76,84**	71,52	81,62
A5	15	24,41	**69,01**	**75,29**	71,33	76,00
A6	72	25,83	**69,89**	**75,77**	74,68	76,84
AB2	98	21,56	**74,91**	**78,51**	75,22	80,45
AB3	35	28,12	**76,93**	**77,84**	75,00	79,24
B2	106	23,29	**66,54**	**71,16**	68,35	72,00
B3	21	28,07	**67,93**	**69,31**	65,96	72,00
C2	786	40,42	**65,63**	**67,23**	64,33	68,58
C3	130	28,75	**66,20**	**66,72**	62,61	69,41
	8 272					

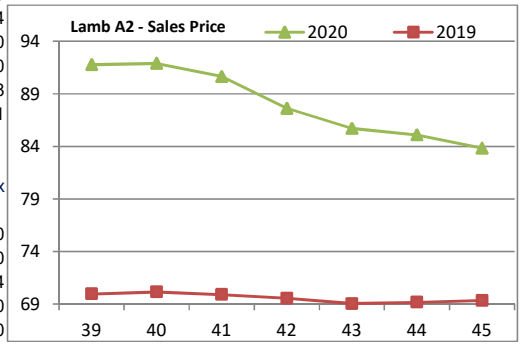

Class	Units	Avg Mass	Avg Purch	Purch Min	Purch Max
PIGS				Weighted	20%
P	1284	52,23	**32,66**	28,02	35,50
O	77	51,85	**33,45**	29,53	35,50
R	22	49,72	**30,87**	29,69	32,74
C	4	52,40	**29,79**	28,00	34,50
U	3	55,30	**27,00**	27,00	27,00
S					
P	1428	62,48	**30,09**	28,52	31,91
O	171	63,71	**29,97**	28,91	31,87
R	4	57,55	**31,10**	30,00	31,50
C					
U					
S					
P	8305	75,94	**29,46**	26,26	32,70
O	3559	77,72	**28,92**	26,67	31,15
R	235	79,83	**28,32**	26,64	30,87
C	28	74,62	**27,09**	25,35	29,50
U	11	72,65	**25,80**	25,67	25,83
S	4	73,98	**26,19**	24,44	31,00
P	2342	86,54	**28,50**	26,96	29,73
O	4112	88,13	**28,84**	27,63	29,93
R	576	90,83	**28,34**	27,85	28,78
C	27	92,89	**26,49**	23,44	28,25
U	2	87,00	**25,50**	25,50	25,50
S	53	97,70	**28,25**	25,71	28,88
SAU	744	132,38	**24,44**	20,69	28,97
	22 991				

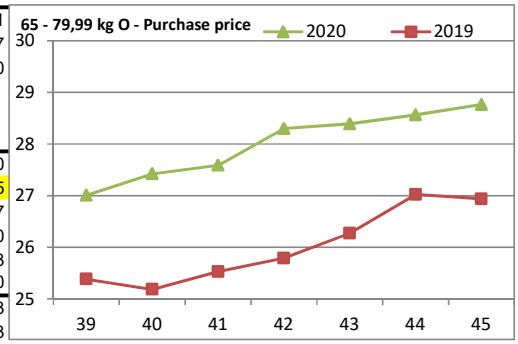

THIS INFORMATION IS PROTECTED AGAINST COPYING OR DISTRIBUTION WITHOUT PRIOR PERMISSION FROM THE RMAA BOARD.

FOR ENQUIRIES, PLEASE CONTACT RMAA AT TEL (012) 349 1237/8 or info@rmaa.co.za

laimer: In no event shall the RMAA be liable for any direct, special, indirect or consequential damages, or any other damages of any kind, including but not limited to loss of use, loss of fits, or loss of data, whether in an action in contract, tort (including but not limited to negligence), or otherwise, arising out of or in any way connected with the use of this information. hile the RMAA takes great care in compiling the contents of this page, it is nevertheless only meant to provide non-binding general information and cannot replace detailed individual advice to help the prospective buyer make his decision. The RMAA does not guarantee that the information on these pages is up-to-date, accurate and complete.