

## NATIONAL SOUTH AFRICAN PRICE INFORMATION FOR WEEK Week 43

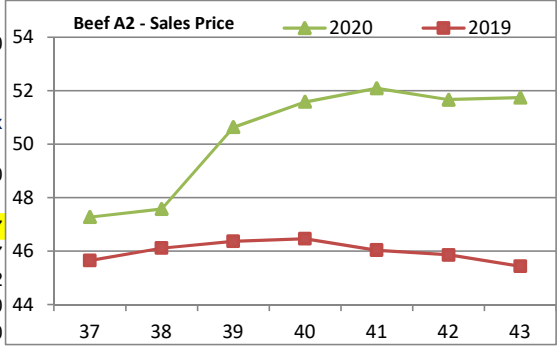
Class      Units   Avg Mass   **Avg Purch**   **Avg Selling**   Selling Min   Selling Max      From 2020/10/19 To 2020/10/25  
**CATTLE**      Weighted 20%

Class	Units	Avg Mass	Avg Purch	Avg Selling	Selling Min	Selling Max
<b>A2</b>	<b>7072</b>	<b>277,65</b>	<b>49,58</b>	<b>51,74</b>	<b>49,89</b>	<b>53,99</b>
A3	507	277,27	49,02	52,58	49,62	54,59
AB2	398	281,45	47,75	49,17	46,64	52,60
AB3	43	313,27	47,86	49,11	47,86	50,80
B2	258	280,64	44,34	44,90	43,28	47,28
B3	41	306,91	44,71	45,32	43,63	48,51
C2	930	269,88	42,48	43,52	42,22	45,50
C3	187	307,80	42,03	43,56	42,31	45,91

Hide Feedlot	Weighted	2,14
Hide Field	Average	1,50
Dorper	ea	30,39
Merino	ea	48,33

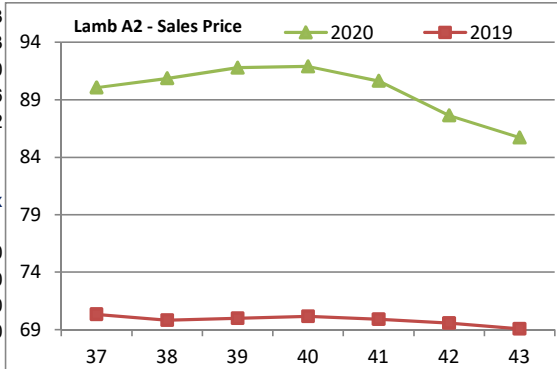
Class      Units   Avg Mass   **Avg Purch**   **Avg Selling**   Selling Min   Selling Max  
**LAMB/SHEEP**      Weighted 20%

A0	27	11,74	56,86	61,95	59,00	72,00
A1	319	15,71	81,82	82,99	78,17	85,51
<b>A2</b>	<b>8771</b>	<b>20,51</b>	<b>84,01</b>	<b>85,70</b>	<b>83,46</b>	<b>88,07</b>
A3	966	23,08	83,12	84,56	82,26	90,27
A4	166	23,92	76,65	77,74	72,28	84,62
A5	21	24,85	72,97	76,85	63,48	88,00
A6	19	20,60	68,56	69,79	65,87	78,50
AB2	111	20,40	72,00	79,54	77,11	81,09
AB3	10	28,17	73,52	80,36	78,00	81,93
B2	193	22,19	67,12	71,45	70,47	71,83
B3	11	32,66	65,54	70,27	67,35	73,00
C2	1173	25,03	66,71	67,89	65,05	70,06
C3	141	28,52	65,75	67,50	65,19	69,62



Class      Units   Avg Mass   **Avg Purch**      Purch Min      Purch Max  
**PIGS**      Weighted 20%

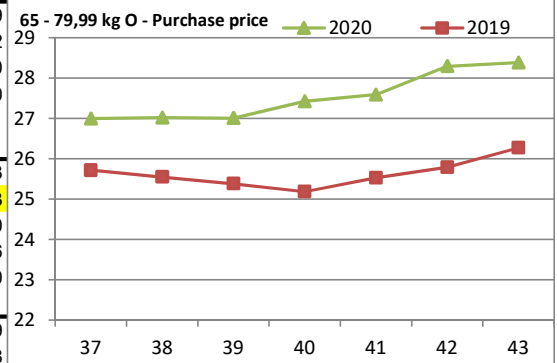
P	1522	51,89	32,22	27,87	35,00
O	87	54,90	31,68	27,97	35,00
R	10	56,41	32,15	27,25	34,50
C	1	53,30	21,00	21,00	21,00
U					
S	1	24,40	25,50	25,50	25,50



20 - 55,99 kg

Class      Units   Avg Mass   **Avg Purch**      Purch Min      Purch Max  
**PIGS**      Weighted 20%

P	1732	62,23	29,04	26,81	31,59
O	156	64,15	28,86	28,42	30,82
R	5	61,58	27,82	23,50	32,00
C	1	65,70	21,00	21,00	21,00
U					
S					



56 - 64,99 kg

Class      Units   Avg Mass   **Avg Purch**      Purch Min      Purch Max  
**PIGS**      Weighted 20%

P	9030	75,76	29,01	26,11	32,23
<b>O</b>	<b>3641</b>	<b>78,06</b>	<b>28,39</b>	<b>26,11</b>	<b>31,63</b>
R	288	80,31	27,62	26,16	30,60
C	23	76,70	25,83	24,65	27,46
U	2	77,50	22,51	20,30	24,50
S					

65 - 79,99 kg

Class      Units   Avg Mass   **Avg Purch**      Purch Min      Purch Max  
**PIGS**      Weighted 20%

P	2390	86,14	28,33	26,80	29,79
O	4307	88,09	28,38	27,04	29,58
R	551	89,80	28,23	26,93	30,70
C	29	89,84	26,41	23,65	28,04
U	3	89,63	25,59	24,50	27,50
S	55	97,75	28,15	25,75	28,71

80 - 99,99 kg

Class      Units   Avg Mass   **Avg Purch**      Purch Min      Purch Max  
**PIGS**      Weighted 20%

<b>100k SAU</b>	<b>886</b>	<b>144,64</b>	<b>23,60</b>	<b>19,28</b>	<b>28,91</b>
-----------------	------------	---------------	--------------	--------------	--------------

**THIS INFORMATION IS PROTECTED AGAINST COPYING OR DISTRIBUTION WITHOUT PRIOR PERMISSION FROM THE RMAA BOARD.**  
**FOR ENQUIRIES, PLEASE CONTACT RMAA AT TEL (012) 349 1237/8 or info@rmaa.co.za**

Disclaimer: In no event shall the RMAA be liable for any direct, special, indirect or consequential damages, or any other damages of any kind, including but not limited to loss of use, loss of profits, or loss of data, whether in an action in contract, tort (including but not limited to negligence), or otherwise, arising out of or in any way connected with the use of this information. While the RMAA takes great care in compiling the contents of this page, it is nevertheless only meant to provide non-binding general information and cannot replace detailed individual advice to help the prospective buyer make his decision. The RMAA does not guarantee that the information on these pages is up-to-date, accurate and complete.