

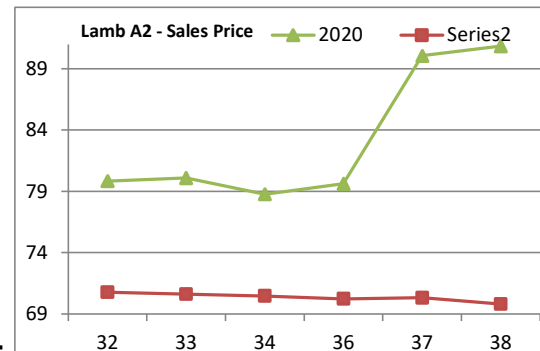
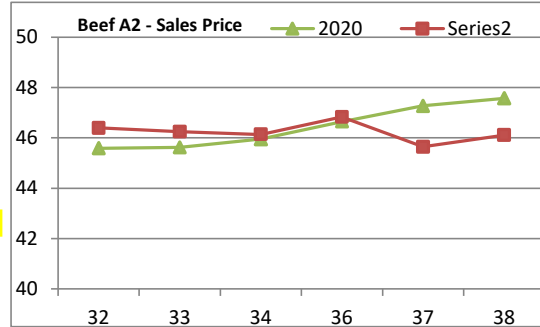
NATIONAL SOUTH AFRICAN PRICE INFORMATION FOR WEEK Week 38

Class Units Avg Mass Avg Purch Avg Selling Selling Min Selling Max From 2020/09/14 To 2020/09/20
CATTLE Weighted 20%

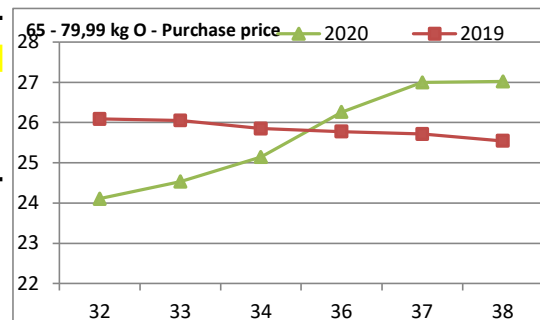
Class	Units	Avg Mass	Avg Purch	Avg Selling	Selling Min	Selling Max			
A2	8041	283,13	46,53	47,57	46,27	48,44	Hide Feedlot	Weighted	1,41
A3	663	286,78	46,52	47,73	46,48	48,74	Hide Field	Average	0,85
AB2	441	292,31	45,64	46,07	43,89	47,07	Dorper	ea	27,40
AB3	61	317,94	46,04	46,23	45,20	46,79	Merino	ea	43,57
B2	195	288,22	42,80	43,20	40,32	45,97			
B3	42	305,75	42,95	42,60	40,81	44,05			
C2	611	272,06	40,52	41,92	40,01	43,95			
C3	166	301,96	40,54	41,97	40,52	43,92			

10 220
 Class Units Avg Mass Avg Purch Avg Selling Selling Min Selling Max
LAMB/SHEEP Weighted 20%

Class	Units	Avg Mass	Avg Purch	Avg Selling	Selling Min	Selling Max
A0	16	12,78	71,05	78,40	75,00	80,00
A1	87	15,22	85,63	88,96	87,15	90,20
A2	6923	20,56	88,35	90,85	89,84	91,34
A3	880	23,92	86,42	89,22	88,46	90,85
A4	156	26,19	79,68	82,07	76,86	89,39
A5	19	28,89	77,55	86,46	74,81	89,56
A6	18	27,63	75,02	74,78	69,46	84,65
AB2	60	21,48	75,97	79,86	77,60	82,30
AB3	23	23,91	78,63	79,26	77,78	82,00
B2	191	23,72	66,55	69,09	65,12	71,56
B3	15	27,32	67,98	70,17	68,63	73,53
C2	686	26,13	67,77	69,54	65,98	73,08
C3	67	31,01	69,17	69,42	68,21	71,49



Class	Units	Avg Mass	Avg Purch	Purch Min	Purch Max
PIGS					
20 - 55,99 kg					
P	1604	51,80	29,32	26,14	31,00
O	65	54,21	30,14	27,30	31,00
R	6	58,23	26,83	19,00	30,50
C	8	50,88	25,27	19,00	30,00
U	3	45,43	19,00	19,00	19,00
56 - 64,99 kg					
P	1707	62,56	27,27	26,37	29,09
O	192	63,84	27,29	26,50	29,05
R	7	60,26	23,51	21,50	26,60
C	2	61,80	19,13	19,00	19,25
S	1	62,60	19,00	19,00	19,00
65 - 79,99 kg					
P	8821	76,01	27,00	25,61	28,73
O	3580	78,12	27,02	25,54	29,34
R	275	76,23	27,01	24,77	28,94
C	23	76,25	24,81	22,05	27,07
U	1	66,30	19,00	19,00	19,00
S	3	76,97	24,69	19,00	27,50
80 - 99,99 kg					
P	4101	86,06	26,45	25,34	27,55
O	4654	87,77	26,45	25,42	27,49
R	594	88,68	26,44	25,15	28,75
C	49	88,16	24,57	21,61	25,90
U	6	87,83	23,78	19,00	25,50
S	56	98,00	25,56	23,55	26,32
100k SAU	1011	132,69	21,52	18,01	25,67



THIS INFORMATION IS PROTECTED AGAINST COPYING OR DISTRIBUTION WITHOUT PRIOR PERMISSION FROM THE RMAA BOARD.

FOR ENQUIRIES, PLEASE CONTACT RMAA AT TEL (012) 349 1237/8 or info@rmaa.co.za

Disclaimer: In no event shall the RMAA be liable for any direct, special, indirect or consequential damages, or any other damages of any kind, including but not limited to loss of use, loss of profits, or loss of data, whether in an action in contract, tort (including but not limited to negligence), or otherwise, arising out of or in any way connected with the use of this information. While the RMAA takes great care in compiling the contents of this page, it is nevertheless only meant to provide non-binding general information and cannot replace detailed individual advice to help the prospective buyer make his decision. The RMAA does not guarantee that the information on these pages is up-to-date, accurate and complete.