

## NATIONAL SOUTH AFRICAN PRICE INFORMATION FOR WEEK Week 34

From 2020/08/17 To 2020/08/23

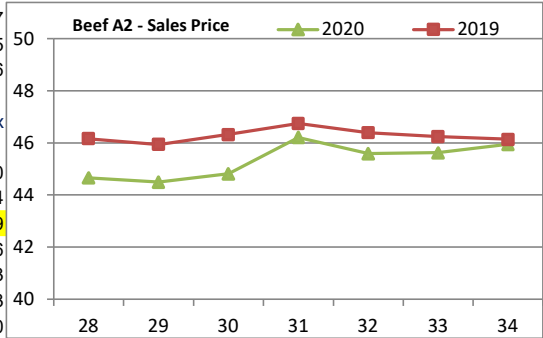
Class Units Avg Mass Avg Purch Avg Selling Selling Min Selling Max  
**CATTLE** Weighted 20%

Class	Units	Avg Mass	Avg Purch	Avg Selling	Selling Min	Selling Max
A2	7573	291,75	43,44	45,95	44,77	47,37
A3	726	290,33	44,55	45,87	44,92	46,99
AB2	750	306,46	42,95	44,10	43,49	44,87
AB3	125	316,15	43,71	43,85	43,55	44,46
B2	332	309,77	40,49	41,77	39,89	44,12
B3	51	332,18	41,00	41,42	40,24	43,47
C2	877	275,02	39,22	40,14	37,93	42,75
C3	218	313,51	39,27	39,94	39,11	41,96

Hide Feedlot	Weighted	1,26
Hide Field	Average	0,81
Dorper	ea	25,63
Merino	ea	43,57

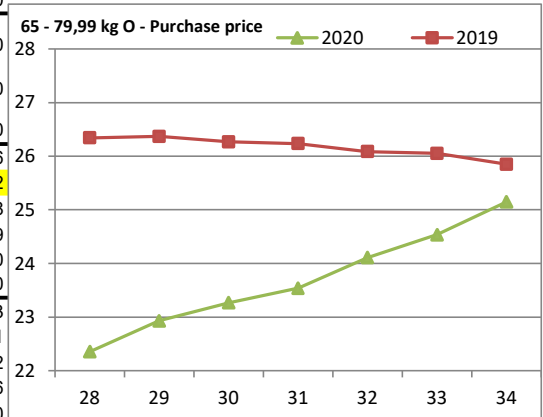
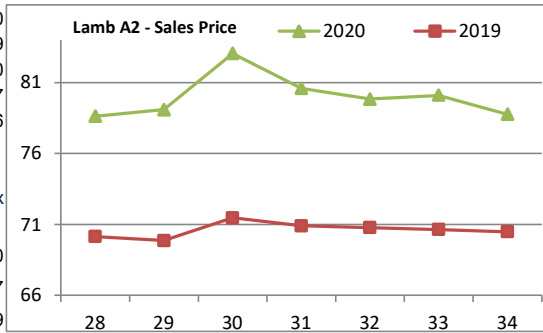
10 652  
 Class Units Avg Mass Avg Purch Avg Selling Selling Min Selling Max  
**LAMB/SHEEP** Weighted 20%

Class	Units	Avg Mass	Avg Purch	Avg Selling	Selling Min	Selling Max
A0	20	12,26	76,77	77,46	67,67	80,00
A1	86	15,05	85,46	81,08	66,22	92,94
A2	4412	21,46	87,37	78,76	71,35	93,59
A3	409	23,05	86,73	77,29	70,95	93,96
A4	75	23,49	79,06	68,04	62,96	86,53
A5	17	30,22	75,10	66,47	54,33	80,83
A6	11	21,89	69,12	55,56	52,79	72,10
AB2	162	21,17	72,15	73,52	62,86	80,13
AB3	9	28,37	75,75	69,87	61,80	83,00
B2	250	23,36	69,96	75,24	65,34	77,99
B3	10	26,04	66,34	66,35	55,58	76,00
C2	777	24,89	66,08	67,73	58,99	69,97
C3	44	29,23	68,55	65,31	54,46	69,86



6 282  
 Class Units Avg Mass Avg Purch  
**PIGS** Purch Min Purch Max  
 Weighted 20%

Class	Units	Avg Mass	Avg Purch	Purch Min	Purch Max
20 - 55,99 kg					
Porkers					
P	1399	52,76	27,44	24,08	28,50
O	62	52,14	25,57	21,03	28,47
R	3	51,48	22,57	22,40	22,99
S	6	31,82	24,00	24,00	24,00
56 - 64,99 kg					
Cutters					
P	1380	62,86	26,35	24,52	27,00
O	161	64,65	26,24	24,16	27,00
R	5	60,28	23,01	19,00	26,60
65 - 79,99 kg					
Baconers					
P	8100	74,95	25,29	23,68	27,06
O	3231	76,06	25,15	23,41	27,72
R	248	75,89	24,44	22,90	26,98
C	21	75,86	22,11	19,28	23,79
U	2	86,90	20,00	20,00	20,00
S	6	69,85	20,98	14,48	29,00
80 - 99,99 kg					
Heavy Baconers					
P	4779	86,18	24,21	23,34	25,83
O	7943	87,88	24,17	23,32	25,61
R	1317	89,69	23,70	22,71	25,82
C	81	89,13	20,60	18,72	23,66
U	4	92,56	19,75	17,87	24,00
S	64	90,21	22,98	19,50	23,61
>100kg SAU	1377	137,02	19,61	17,40	23,23



**THIS INFORMATION IS PROTECTED AGAINST COPYING OR DISTRIBUTION WITHOUT PRIOR PERMISSION FROM THE RMAA BOARD.**

**FOR ENQUIRIES, PLEASE CONTACT RMAA AT TEL (012) 349 1237/8 or info@rmaa.co.za**

Disclaimer: In no event shall the RMAA be liable for any direct, special, indirect or consequential damages, or any other damages of any kind, including but not limited to loss of use, loss of profits, or loss of data, whether in an action in contract, tort (including but not limited to negligence), or otherwise, arising out of or in any way connected with the use of this information. While the RMAA takes great care in compiling the contents of this page, it is nevertheless only meant to provide non-binding general information and cannot replace detailed individual advice to help the prospective buyer make his decision. The RMAA does not guarantee that the information on these pages is up-to-date, accurate and complete.