

## NATIONAL SOUTH AFRICAN PRICE INFORMATION FOR WEEK Week 33

From 2020/08/10 To 2020/08/16

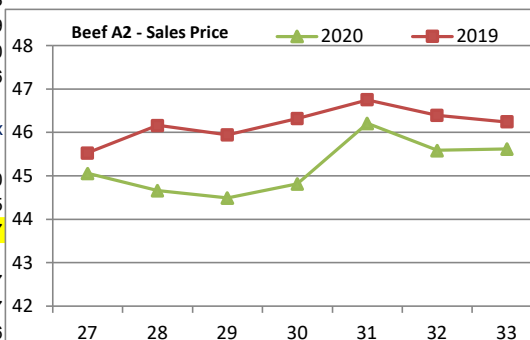
Class Units Avg Mass Avg Purch Avg Selling Selling Min Selling Max  
**CATTLE**  
 Weighted 20%

Class	Units	Avg Mass	Avg Purch	Avg Selling	Selling Min	Selling Max
A2	6923	281,89	43,51	45,62	45,14	46,66
A3	785	296,30	44,26	45,92	45,18	46,98
AB2	663	292,66	42,60	41,30	37,47	44,82
AB3	117	303,95	43,64	43,86	43,39	44,74
B2	336	291,65	40,34	41,90	39,26	43,93
B3	61	307,29	41,46	41,65	40,04	43,09
C2	761	267,13	39,22	40,24	38,43	42,20
C3	178	295,72	39,21	39,95	39,06	41,56

Hide Feedlot	Weighted	1,29
Hide Field	Average	0,83
Dorper	ea	28,57
Merino	ea	43,57

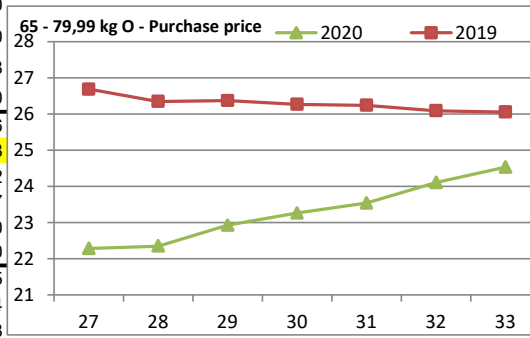
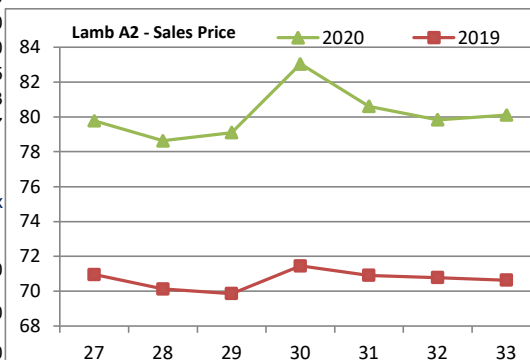
Class Units Avg Mass Avg Purch Avg Selling Selling Min Selling Max  
**LAMB/SHEEP**  
 Weighted 20%

Class	Units	Avg Mass	Avg Purch	Avg Selling	Selling Min	Selling Max
A0	23	12,63	73,48	72,47	59,38	80,00
A1	189	14,96	86,34	81,84	69,48	89,05
A2	6829	21,20	87,02	80,10	71,29	92,97
A3	749	23,48	86,12	77,30	70,92	93,11
A4	177	23,59	78,49	68,39	62,91	87,57
A5	28	24,96	72,89	60,32	54,24	81,87
A6	21	25,01	70,38	55,12	52,72	64,86
AB2	124	18,53	72,91	75,67	66,94	79,89
AB3	6	26,22	73,74	69,83	61,77	90,00
B2	136	22,05	67,29	74,14	64,06	78,00
B3	8	27,46	67,03	74,02	69,50	76,55
C2	756	24,01	64,94	66,87	61,10	69,73
C3	86	29,11	64,57	65,06	60,88	68,97



Class Units Avg Mass Avg Purch Purch Min Purch Max  
**PIGS**  
 Weighted 20%

Class	Units	Avg Mass	Avg Purch	Purch Min	Purch Max
20 - 55,99 kg Porkers					
P	1620	51,31	26,70	23,53	28,00
O	94	52,43	26,11	21,87	28,00
R	1	55,19	18,00	18,00	18,00
56 - 64,99 kg Cutters					
P	1433	62,87	25,39	23,34	26,00
O	218	64,22	25,13	22,99	26,00
R	13	61,63	22,19	19,44	24,58
S	1	59,80	19,50	19,50	19,50
65 - 79,99 kg Baconers					
P	7695	72,99	24,71	22,93	26,46
O	3147	75,43	24,53	22,89	27,28
R	267	76,39	23,60	22,33	25,92
C	26	75,95	19,85	18,44	22,27
U	2	82,76	18,42	17,75	19,00
S	1	77,70	15,50	15,50	15,50
80 - 99,99 kg Heavy Baconers					
P	5406	85,19	23,64	22,84	24,95
O	6771	87,39	23,57	22,80	24,94
R	1126	89,69	23,05	22,24	25,48
C	96	90,07	19,99	18,40	22,89
U	8	88,31	20,05	17,69	23,25
S	56	98,27	22,42	21,77	22,82
>100kg SAU	934	136,03	18,85	15,91	22,11



**THIS INFORMATION IS PROTECTED AGAINST COPYING OR DISTRIBUTION WITHOUT PRIOR PERMISSION FROM THE RMAA BOARD.**

**FOR ENQUIRIES, PLEASE CONTACT RMAA AT TEL (012) 349 1237/8 or info@rmaa.co.za**

Disclaimer: In no event shall the RMAA be liable for any direct, special, indirect or consequential damages, or any other damages of any kind, including but not limited to loss of use, loss of profits, or loss of data, whether in an action in contract, tort (including but not limited to negligence), or otherwise, arising out of or in any way connected with the use of this information. While the RMAA takes great care in compiling the contents of this page, it is nevertheless only meant to provide non-binding general information and cannot replace detailed individual advice to help the prospective buyer make his decision. The RMAA does not guarantee that the information on these pages is up-to-date, accurate and complete.