

## NATIONAL SOUTH AFRICAN PRICE INFORMATION FOR WEEK Week 28

From 2020/07/06 To 2020/07/12

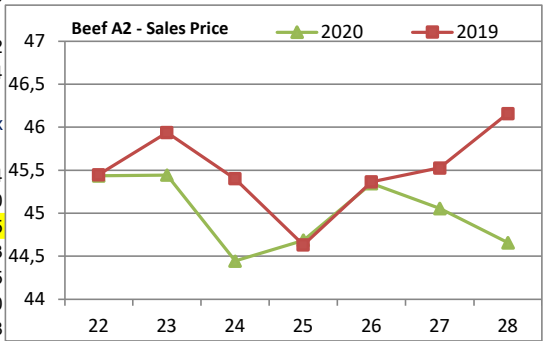
Class Units Avg Mass Avg Purch Avg Selling Selling Min Selling Max  
**CATTLE** Weighted 20%

Class	Units	Avg Mass	Avg Purch	Avg Selling	Selling Min	Selling Max
A2	5864	289,90	<b>43,59</b>	<b>44,66</b>	43,72	46,69
A3	593	297,22	<b>44,69</b>	<b>45,42</b>	43,41	46,93
AB2	445	295,95	<b>42,94</b>	<b>44,10</b>	41,59	45,43
AB3	70	284,17	<b>43,99</b>	<b>44,41</b>	41,99	45,29
B2	259	295,21	<b>40,47</b>	<b>42,16</b>	39,20	43,65
B3	50	287,40	<b>41,43</b>	<b>40,31</b>	38,55	41,81
C2	756	269,58	<b>38,78</b>	<b>41,07</b>	38,36	43,02
C3	178	292,76	<b>38,86</b>	<b>40,93</b>	38,02	44,04

Hide Feedlot	Weighted	1,37
Hide Field	Average	0,85
Dorper	ea	24,96
Merino	ea	43,13

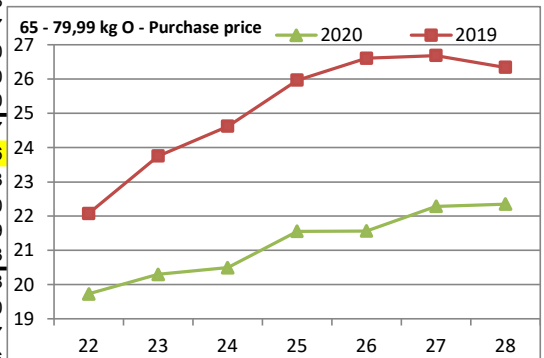
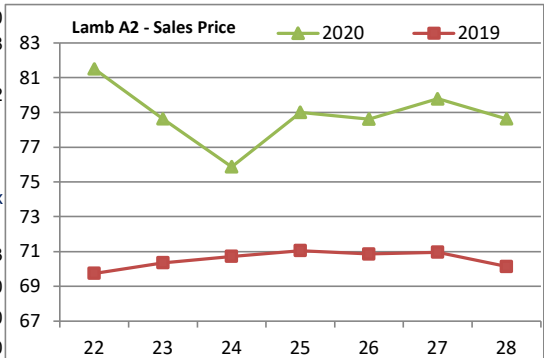
8 215  
 Class Units Avg Mass Avg Purch Avg Selling Selling Min Selling Max  
**LAMB/SHEEP** Weighted 20%

Class	Units	Avg Mass	Avg Purch	Avg Selling	Selling Min	Selling Max
A0	78	13,92	<b>62,90</b>	<b>69,92</b>	62,41	74,74
A1	168	15,59	<b>82,71</b>	<b>82,96</b>	69,35	90,00
A2	7523	21,06	<b>86,72</b>	<b>78,63</b>	70,96	92,05
A3	835	22,31	<b>87,62</b>	<b>75,42</b>	70,62	94,53
A4	222	22,45	<b>78,55</b>	<b>64,20</b>	62,63	70,35
A5	23	23,97	<b>72,87</b>	<b>54,10</b>	54,10	54,10
A6	18	21,45	<b>66,69</b>	<b>53,79</b>	52,64	59,48
AB2	97	20,50	<b>69,74</b>	<b>74,23</b>	64,72	80,45
AB3	4	19,90	<b>73,90</b>	<b>68,77</b>	61,54	80,00
B2	273	22,52	<b>63,72</b>	<b>69,48</b>	57,41	73,78
B3	48	25,93	<b>61,81</b>	<b>62,40</b>	57,25	71,81
C2	1027	24,22	<b>59,06</b>	<b>61,95</b>	54,55	65,42
C3	217	27,50	<b>59,25</b>	<b>60,43</b>	55,06	64,11



10 533  
 Class Units Avg Mass Avg Purch Purch Min Purch Max  
**PIGS** Weighted 20%

Class	Units	Avg Mass	Avg Purch	Purch Min	Purch Max
20 - 55,99 kg					
Portkers					
P	1802	51,21	<b>23,68</b>	21,16	24,03
O	62	50,36	<b>22,46</b>	19,67	25,00
R	9	51,30	<b>23,11</b>	20,67	24,50
C	1	51,70	<b>15,00</b>	15,00	15,00
56 - 64,99 kg					
Cutters					
P	1408	62,23	<b>22,78</b>	21,65	24,28
O	251	63,27	<b>22,60</b>	21,63	24,27
R	13	59,80	<b>21,70</b>	21,00	23,00
C	2	63,40	<b>18,50</b>	18,50	18,50
S	1	66,30	<b>18,50</b>	18,50	18,50
65 - 79,99 kg					
Baconers					
P	8884	74,70	<b>22,90</b>	21,64	25,47
O	3446	75,56	<b>22,35</b>	21,54	23,76
R	287	75,61	<b>21,73</b>	20,81	22,93
C	12	75,11	<b>18,91</b>	17,30	19,50
U	1	79,93	<b>16,79</b>	16,79	16,79
S	2	78,25	<b>13,13</b>	13,13	13,13
80 - 99,99 kg					
Heavy Baconers					
P	4485	86,16	<b>22,12</b>	21,17	24,48
O	7029	87,28	<b>21,73</b>	21,11	22,80
R	1121	89,19	<b>21,20</b>	20,88	21,97
C	63	89,47	<b>18,17</b>	17,21	19,66
U	2	84,85	<b>18,04</b>	16,43	19,50
S	49	98,14	<b>20,60</b>	19,18	20,93
>100kg SAU	1107	130,75	<b>17,52</b>	15,37	19,42



**THIS INFORMATION IS PROTECTED AGAINST COPYING OR DISTRIBUTION WITHOUT PRIOR PERMISSION FROM THE RMAA BOARD.**

**FOR ENQUIRIES, PLEASE CONTACT RMAA AT TEL (012) 349 1237/8 or info@rmaa.co.za**

Disclaimer: In no event shall the RMAA be liable for any direct, special, indirect or consequential damages, or any other damages of any kind, including but not limited to loss of use, loss of profits, or loss of data, whether in an action in contract, tort (including but not limited to negligence), or otherwise, arising out of or in any way connected with the use of this information. While the RMAA takes great care in compiling the contents of this page, it is nevertheless only meant to provide non-binding general information and cannot replace detailed individual advice to help the prospective buyer make his decision. The RMAA does not guarantee that the information on these pages is up-to-date, accurate and complete.