

NATIONAL SOUTH AFRICAN PRICE INFORMATION FOR WEEK Week 26

Class Units Avg Mass Avg Purch Avg Selling Selling Min Selling Max

From 2020/06/22 To 2020/06/28

CATTLE

Class	Units	Avg Mass	Avg Purch	Avg Selling	Selling Min	Selling Max
Weighted 20%						
A2	8583	283,55	43,78	45,35	44,44	47,09
A3	1025	292,11	44,40	45,38	44,04	46,90
AB2	536	285,18	43,02	43,69	41,59	45,64
AB3	97	298,55	43,22	43,54	41,88	45,09
B2	312	285,84	41,07	41,98	39,68	45,65
B3	80	312,73	41,36	41,48	39,82	44,14
C2	697	263,17	38,74	40,38	37,49	42,81
C3	150	290,75	38,95	40,37	37,98	42,48

Hide Feedlot	Weighted	1,46
Hide Field	Average	0,96
Dorper	ea	28,92
Merino	ea	47,14

11 480

Class Units Avg Mass Avg Purch Avg Selling Selling Min Selling Max

LAMB/SHEEP

Class	Units	Avg Mass	Avg Purch	Avg Selling	Selling Min	Selling Max
Weighted 20%						
A0	69	14,74	65,55	75,15	65,16	79,00
A1	293	15,93	78,55	82,59	69,45	86,17
A2	6614	21,74	82,77	78,61	70,85	88,24
A3	1021	23,31	84,51	73,21	70,48	84,44
A4	185	24,35	75,80	63,93	62,52	69,57
A5	10	26,70	68,23	57,51	54,06	68,53
A6	13	25,65	67,94	55,75	52,61	68,20
AB2	113	19,22	64,84	70,07	66,09	74,61
AB3	4	24,10	61,70	64,45	61,52	68,00
B2	176	23,38	59,37	64,82	56,53	68,17
B3	21	26,93	58,92	61,43	55,23	66,50
C2	1634	24,40	62,34	61,37	56,10	63,58
C3	256	26,62	58,53	59,30	53,83	64,28

10 409

Class Units Avg Mass Avg Purch Purch Min Purch Max

PIGS

Class	Units	Avg Mass	Avg Purch	Purch Min	Purch Max
Weighted 20%					
P	1875	50,94	23,57	20,98	25,13
O	139	53,75	23,42	20,86	25,00
R	23	54,65	23,32	20,22	24,50

20 - 55,99 kg
Porkers

P	1327	61,96	22,10	21,03	24,14
O	226	63,00	21,60	20,98	23,09
R	13	62,12	18,54	16,00	21,80
U	2	58,10	17,82	17,00	18,50
S	1	63,24	16,00	16,00	16,00

56 - 64,99 kg
Cutters

P	8163	74,53	22,42	20,86	25,71
O	3865	75,88	21,56	20,92	22,71
R	483	76,57	20,94	20,07	22,16
C	20	74,66	17,76	16,68	18,50
U	5	78,16	16,60	16,00	18,50

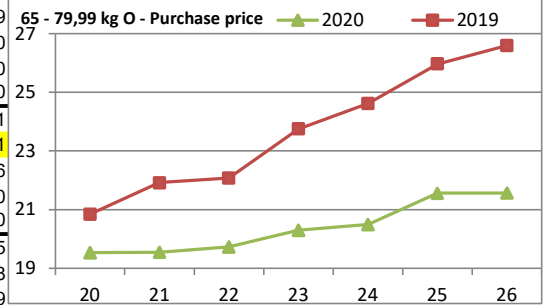
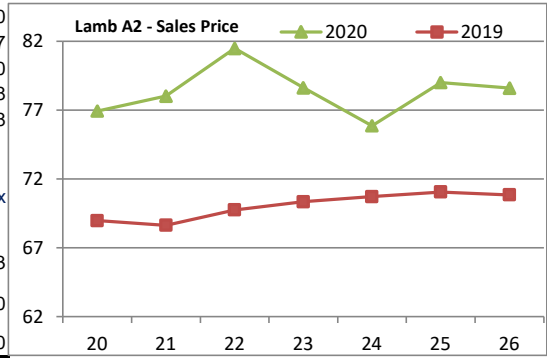
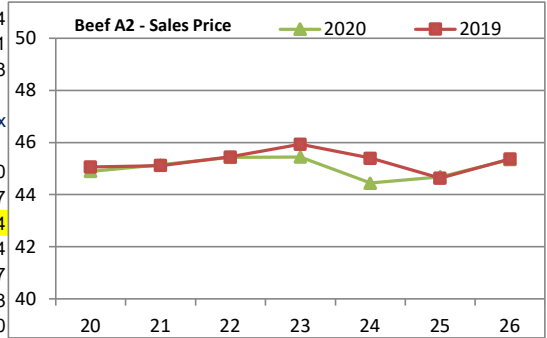
65 - 79,99 kg
Baconers

P	5842	85,86	21,52	20,31	24,15
O	7761	86,64	21,13	20,10	22,48
R	1484	88,01	20,57	19,70	22,49
C	89	89,06	17,54	16,39	18,82
U	3	87,75	16,07	16,00	16,21
S	79	96,72	19,59	16,54	22,75

80 - 99,99 kg
Heavy Baconers

>100kg SAU	1743	121,99	16,90	15,31	18,42
------------	------	--------	-------	-------	-------

33 143



THIS INFORMATION IS PROTECTED AGAINST COPYING OR DISTRIBUTION WITHOUT PRIOR PERMISSION FROM THE RMAA BOARD.

FOR ENQUIRIES, PLEASE CONTACT RMAA AT TEL (012) 349 1237/8 or info@rmaa.co.za

Disclaimer: In no event shall the RMAA be liable for any direct, special, indirect or consequential damages, or any other damages of any kind, including but not limited to loss of use, loss of profits, or loss of data, whether in an action in contract, tort (including but not limited to negligence), or otherwise, arising out of or in any way connected with the use of this information. While the RMAA takes great care in compiling the contents of this page, it is nevertheless only meant to provide non-binding general information and cannot replace detailed individual advice to help the prospective buyer make his decision. The RMAA does not guarantee that the information on these pages is up-to-date, accurate and complete.