

NATIONAL SOUTH AFRICAN PRICE INFORMATION FOR WEEK Week 25

From 2020/06/15 To 2020/06/21

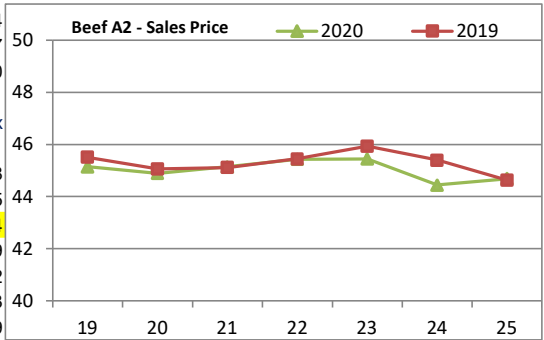
CATTLE
Class Units Avg Mass Avg Purch Avg Selling Selling Min Selling Max
Weighted 20%

Class	Units	Avg Mass	Avg Purch	Avg Selling	Selling Min	Selling Max
A2	6646	287,57	43,33	44,69	43,75	47,24
A3	743	299,32	43,76	44,45	43,38	46,03
AB2	494	282,36	42,19	43,03	41,42	44,01
AB3	111	297,29	42,81	43,34	42,63	44,22
B2	254	289,51	40,54	41,10	38,38	42,97
B3	66	301,63	41,59	41,33	40,37	42,54
C2	669	261,85	38,65	39,99	37,48	42,27
C3	153	292,03	38,74	39,92	37,85	41,70

Hide Feedlot	Weighted	1,31
Hide Field	Average	0,96
Dorper	ea	23,62
Merino	ea	43,13

LAMB/SHEEP
Class Units Avg Mass Avg Purch Avg Selling Selling Min Selling Max
Weighted 20%

Class	Units	Avg Mass	Avg Purch	Avg Selling	Selling Min	Selling Max
A0	29	14,48	62,67	71,04	59,32	75,58
A1	283	14,40	79,01	75,17	69,23	84,25
A2	3087	20,96	81,21	78,99	70,83	85,84
A3	644	22,56	81,77	75,32	70,44	85,69
A4	129	22,38	73,63	68,41	60,25	84,02
A5	21	23,87	65,37	63,77	54,04	74,03
A6	13	23,42	62,27	61,02	52,60	65,39
AB2	86	20,15	63,13	66,49	59,01	70,74
AB3	4	31,38	64,42	67,43	48,00	79,50
B2	238	22,89	61,20	64,35	58,94	66,13
B3	8	30,70	55,55	57,14	48,00	66,50
C2	952	24,63	61,41	60,08	54,39	61,52
C3	67	28,10	59,00	56,39	49,00	63,50



PIGS
Class Units Avg Mass Avg Purch Purch Min Purch Max
Weighted 20%

20 - 55,99 kg

Class	Units	Avg Mass	Avg Purch	Purch Min	Purch Max
P	1615	51,01	23,35	20,67	25,15
O	182	52,51	23,89	21,06	25,00
R	21	49,13	21,31	15,90	24,50
C	4	50,65	16,00	16,00	16,00
U	1	53,80	15,00	15,00	15,00
S	1	50,70	15,00	15,00	15,00

Porkers

56 - 64,99 kg

Class	Units	Avg Mass	Avg Purch	Purch Min	Purch Max
P	1164	62,27	21,83	20,98	23,89
O	196	63,11	21,52	20,89	22,72
R	6	62,71	18,85	16,00	21,10
C	3	58,97	16,20	16,00	16,58
U	3	57,43	15,00	15,00	15,00
S	4	62,95	15,00	15,00	15,00

Cutters

65 - 79,99 kg

Class	Units	Avg Mass	Avg Purch	Purch Min	Purch Max
P	7859	74,33	22,23	20,76	25,27
O	3710	75,74	21,56	20,76	22,77
R	370	77,60	20,90	20,11	21,93
C	21	78,46	17,10	16,32	18,00
U	3	78,17	15,00	15,00	15,00
S	9	78,02	15,00	15,00	15,00

Baconers

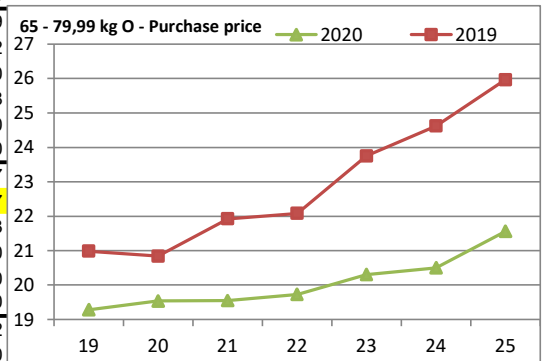
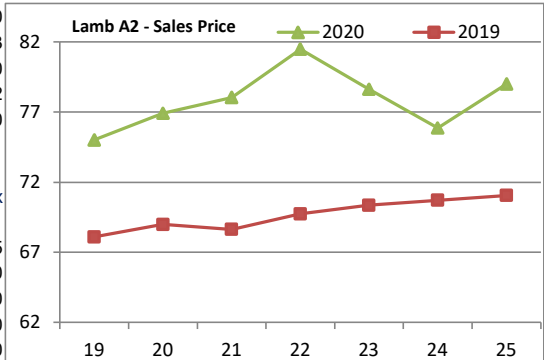
80 - 99,99 kg

Class	Units	Avg Mass	Avg Purch	Purch Min	Purch Max
P	5353	85,96	21,25	20,19	23,42
O	7439	87,46	20,99	20,10	22,00
R	1467	89,45	20,50	20,06	21,19
C	68	90,45	17,29	16,73	18,07
U	3	86,33	16,64	16,21	17,50
S	86	97,99	20,10	19,33	20,35

Heavy Baconers

>100kg SAU

31 700



THIS INFORMATION IS PROTECTED AGAINST COPYING OR DISTRIBUTION WITHOUT PRIOR PERMISSION FROM THE RMAA BOARD.

FOR ENQUIRIES, PLEASE CONTACT RMAA AT TEL (012) 349 1237/8 or info@rmaa.co.za

Disclaimer: In no event shall the RMAA be liable for any direct, special, indirect or consequential damages, or any other damages of any kind, including but not limited to loss of use, loss of profits, or loss of data, whether in an action in contract, tort (including but not limited to negligence), or otherwise, arising out of or in any way connected with the use of this information. While the RMAA takes great care in compiling the contents of this page, it is nevertheless only meant to provide non-binding general information and cannot replace detailed individual advice to help the prospective buyer make his decision. The RMAA does not guarantee that the information on these pages is up-to-date, accurate and complete.