

## NATIONAL SOUTH AFRICAN PRICE INFORMATION FOR WEEK Week 23

From 2020/06/01 To 2020/06/07

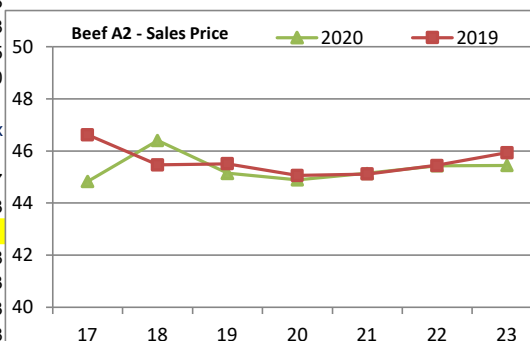
Class      Units   Avg Mass   Avg Purch   Avg Selling   Selling Min   Selling Max  
**CATTLE**  
 Weighted 20%

Class	Units	Avg Mass	Avg Purch	Avg Selling	Selling Min	Selling Max
A2	6889	282,00	43,80	45,44	44,89	46,65
A3	912	298,68	44,38	45,61	44,65	47,11
AB2	627	283,86	42,69	43,94	42,06	46,04
AB3	78	286,95	42,80	43,14	40,56	44,29
B2	319	281,42	40,01	41,54	39,22	43,73
B3	69	327,00	40,93	41,09	39,87	41,68
C2	1307	259,62	38,46	40,95	38,09	42,65
C3	305	288,84	38,55	40,79	38,43	42,50

Hide Feedlot	Weighted	1,34
Hide Field	Average	0,97
Dorper	ea	23,65
Merino	ea	40,00

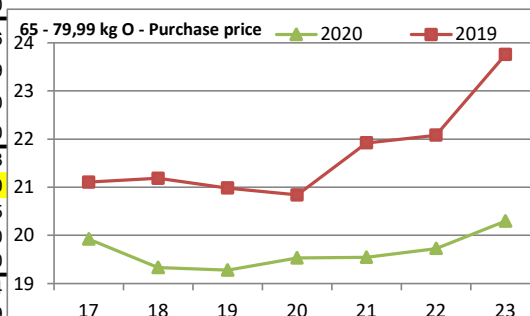
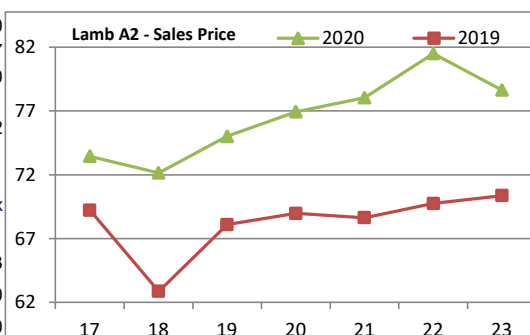
10 506  
 Class      Units   Avg Mass   Avg Purch   Avg Selling   Selling Min   Selling Max  
**LAMB/SHEEP**  
 Weighted 20%

Class	Units	Avg Mass	Avg Purch	Avg Selling	Selling Min	Selling Max
A0	28	13,14	62,06	68,91	59,27	77,17
A1	239	13,63	75,89	70,03	58,29	82,43
A2	6042	20,88	82,68	78,63	70,76	88,91
A3	1359	22,35	83,77	73,85	70,33	86,88
A4	313	22,83	74,48	64,26	62,37	71,33
A5	28	21,40	63,11	56,51	53,99	63,83
A6	31	22,83	64,19	53,68	52,56	58,78
AB2	92	20,28	64,85	70,42	66,90	75,87
AB3	6	27,18	68,43	75,41	61,52	78,00
B2	143	22,72	57,70	60,86	53,95	67,47
B3	34	26,66	60,35	61,07	53,95	76,00
C2	1434	23,54	55,02	57,33	52,01	62,31
C3	314	27,20	55,61	56,84	51,58	61,82



Class      Units   Avg Mass   Avg Purch   Purch Min   Purch Max  
**PIGS**  
 Weighted 20%

Class	Units	Avg Mass	Avg Purch	Purch Min	Purch Max
20 - 55,99 kg					
Porkers					
P	2119	52,52	22,38	19,67	23,83
O	136	52,93	21,84	19,32	23,00
R	11	50,93	20,30	18,45	22,50
S	5	34,18	21,00	21,00	21,00
56 - 64,99 kg					
Cutters					
P	1229	62,39	20,08	18,50	23,26
O	217	64,00	19,20	18,50	21,09
R	6	64,22	18,44	18,10	19,00
S	1	68,20	14,50	14,50	14,50
65 - 79,99 kg					
Baconers					
P	9841	74,63	21,39	19,02	25,08
O	3320	76,05	20,30	18,77	22,30
R	315	75,41	20,11	18,84	22,15
C	16	73,12	17,15	16,63	17,50
U	1	72,80	15,50	15,50	15,50
80 - 99,99 kg					
Heavy Baconers					
P	4927	85,65	20,41	18,22	22,74
O	6713	87,61	19,78	17,10	21,69
R	1076	89,32	19,39	17,19	20,80
C	79	89,55	16,50	15,42	17,75
U	12	87,71	15,83	13,31	17,50
S	88	98,23	19,17	18,94	19,32
>100kg SAU	3607	116,52	14,89	14,04	16,53



THIS INFORMATION IS PROTECTED AGAINST COPYING OR DISTRIBUTION WITHOUT PRIOR PERMISSION FROM THE RMAA BOARD.

FOR ENQUIRIES, PLEASE CONTACT RMAA AT TEL (012) 349 1237/8 or info@rmaa.co.za

Disclaimer: In no event shall the RMAA be liable for any direct, special, indirect or consequential damages, or any other damages of any kind, including but not limited to loss of use, loss of profits, or loss of data, whether in an action in contract, tort (including but not limited to negligence), or otherwise, arising out of or in any way connected with the use of this information. While the RMAA takes great care in compiling the contents of this page, it is nevertheless only meant to provide non-binding general information and cannot replace detailed individual advice to help the prospective buyer make his decision. The RMAA does not guarantee that the information on these pages is up-to-date, accurate and complete.