

## NATIONAL SOUTH AFRICAN PRICE INFORMATION FOR WEEK Week 20

From 2020/05/11 To 2020/05/17

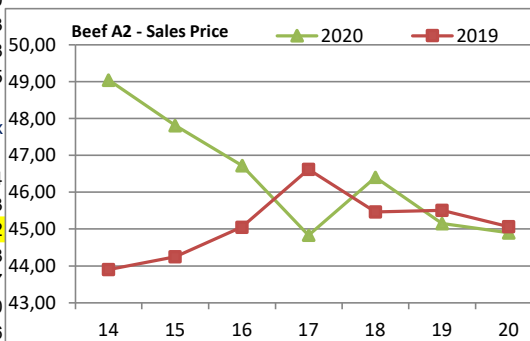
Class Units Avg Mass **Avg Purch** **Avg Selling** Selling Min Selling Max  
**CATTLE** Weighted 20%

Class	Units	Avg Mass	Avg Purch	Avg Selling	Selling Min	Selling Max
A2	6228	287,40	<b>43,41</b>	<b>44,90</b>	43,89	47,04
A3	923	303,01	<b>43,64</b>	<b>44,78</b>	43,48	47,21
AB2	434	278,70	<b>42,21</b>	<b>43,47</b>	41,13	44,93
AB3	60	303,15	<b>42,65</b>	<b>43,25</b>	41,71	44,28
B2	346	262,31	<b>39,10</b>	<b>40,63</b>	38,13	42,80
B3	38	293,88	<b>39,67</b>	<b>39,99</b>	38,81	41,23
C2	1030	252,21	<b>37,86</b>	<b>40,51</b>	37,87	42,68
C3	302	278,04	<b>38,04</b>	<b>40,22</b>	37,35	42,05

Hide Feedlot	Weighted	1,45
Hide Field	Average	1,07
Dorper	ea	32,10
Merino	ea	42,22

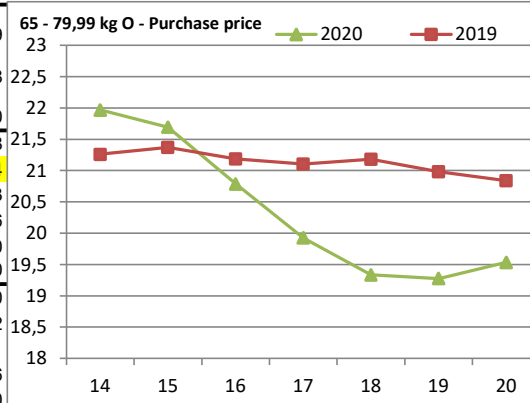
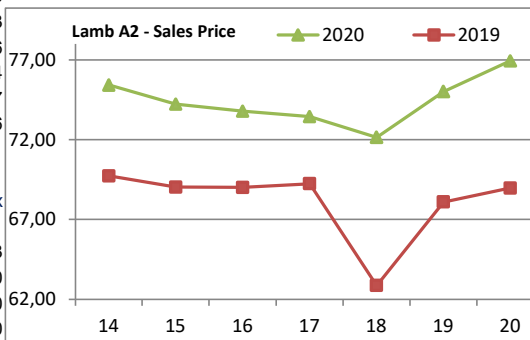
Class Units Avg Mass **Avg Purch** **Avg Selling** Selling Min Selling Max  
**LAMB/SHEEP** Weighted 20%

Class	Units	Avg Mass	Avg Purch	Avg Selling	Selling Min	Selling Max
A0	365	10,48	<b>34,19</b>	<b>41,43</b>	25,00	75,24
A1	598	13,44	<b>68,27</b>	<b>69,35</b>	48,28	82,53
A2	6546	20,70	<b>79,08</b>	<b>76,93</b>	70,61	84,22
A3	1213	21,50	<b>80,12</b>	<b>74,94</b>	70,16	84,78
A4	242	22,28	<b>71,46</b>	<b>64,82</b>	62,03	73,77
A5	15	20,51	<b>60,39</b>	<b>53,90</b>	53,90	53,90
A6	35	18,03	<b>57,89</b>	<b>52,46</b>	52,46	52,46
AB2	200	19,60	<b>61,63</b>	<b>66,79</b>	63,07	68,35
AB3	9	21,05	<b>58,78</b>	<b>65,52</b>	61,46	69,23
B2	305	23,52	<b>55,59</b>	<b>59,75</b>	54,55	64,46
B3	32	27,09	<b>55,28</b>	<b>58,65</b>	53,73	61,24
C2	1868	22,06	<b>54,05</b>	<b>54,96</b>	52,81	57,37
C3	286	26,29	<b>51,56</b>	<b>53,47</b>	51,50	56,06



Class Units Avg Mass **Avg Purch** Purch Min Purch Max  
**PIGS** Weighted 20%

Class	Units	Avg Mass	Avg Purch	Purch Min	Purch Max
P	1629	51,23	<b>21,06</b>	18,41	22,63
O	102	51,90	<b>20,09</b>	17,23	22,00
R	9	44,21	<b>19,91</b>	15,81	21,50
U	1	62,10	<b>21,00</b>	21,00	21,00
S	3	38,10	<b>21,00</b>	21,00	21,00
<b>20 - 55,99 kg Porkers</b>					
P	798	60,51	<b>20,22</b>	18,13	22,99
O	95	60,99	<b>19,23</b>	17,50	20,68
R	5	61,55	<b>17,89</b>	14,50	20,50
<b>56 - 64,99 kg Cutters</b>					
P	8920	75,29	<b>20,19</b>	18,24	23,68
O	2854	75,95	<b>19,53</b>	18,51	20,24
R	307	77,15	<b>18,80</b>	17,62	19,83
C	16	77,26	<b>15,16</b>	13,83	17,36
U	3	81,47	<b>16,48</b>	12,50	18,50
S	3	80,73	<b>12,50</b>	12,50	12,50
<b>65 - 79,99 kg Baconers</b>					
P	5022	86,10	<b>19,67</b>	17,13	23,00
O	6189	87,54	<b>19,55</b>	18,10	20,72
R	1168	88,98	<b>18,86</b>	16,84	20,11
C	65	90,11	<b>16,13</b>	15,00	17,06
U	7	91,92	<b>15,31</b>	11,50	17,00
S	71	97,72	<b>18,52</b>	17,05	18,85
<b>80 - 99,99 kg Heavy Baconers</b>					
>100kg SAU	1291,00	125,24	<b>14,61</b>	12,18	18,15
	28 558				



**THIS INFORMATION IS PROTECTED AGAINST COPYING OR DISTRIBUTION WITHOUT PRIOR PERMISSION FROM THE RMAA BOARD.**

**FOR ENQUIRIES, PLEASE CONTACT RMAA AT TEL (012) 349 1237/8 or info@rmaa.co.za**

Disclaimer: In no event shall the RMAA be liable for any direct, special, indirect or consequential damages, or any other damages of any kind, including but not limited to loss of use, loss of profits, or loss of data, whether in an action in contract, tort (including but not limited to negligence), or otherwise, arising out of or in any way connected with the use of this information. While the RMAA takes great care in compiling the contents of this page, it is nevertheless only meant to provide non-binding general information and cannot replace detailed individual advice to help the prospective buyer make his decision. The RMAA does not guarantee that the information on these pages is up-to-date, accurate and complete.