

NATIONAL SOUTH AFRICAN PRICE INFORMATION FOR WEEK Week 17

From 2020/04/20 To 2020/04/26

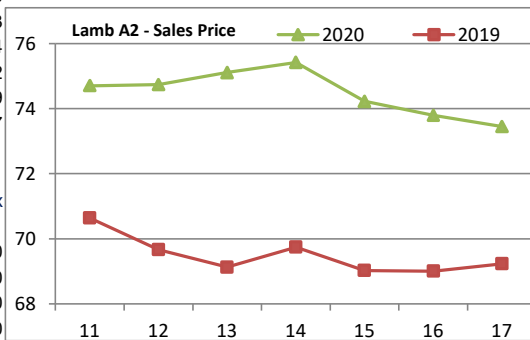
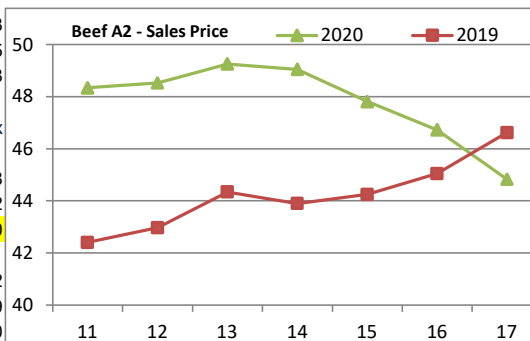
Class Units Avg Mass **Avg Purch** **Avg Selling** Selling Min Selling Max
CATTLE Weighted 20%

Class	Units	Avg Mass	Avg Purch	Avg Selling	Selling Min	Selling Max
A2	7776	291,07	43,69	44,83	43,09	48,03
A3	1170	308,50	44,23	45,27	43,62	48,42
AB2	465	287,15	41,48	42,61	38,10	45,19
AB3	56	315,91	38,45	38,79	33,95	45,14
B2	247	246,21	37,75	41,00	36,83	43,51
B3	18	300,53	36,94	39,41	36,80	44,48
C2	1052	262,05	37,05	40,46	36,88	42,85
C3	307	274,92	37,52	40,63	37,50	42,18

Hide Feedlot	Weighted	1,39
Hide Field	Average	1,15
Dorper	ea	33,82
Merino	ea	43,33

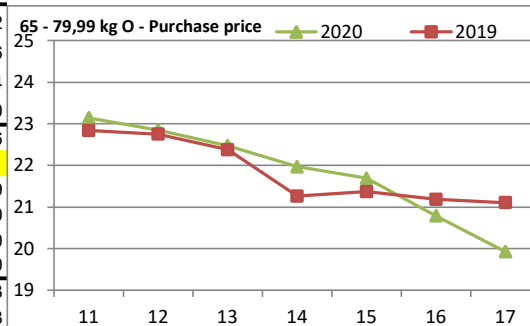
11 091
 Class Units Avg Mass **Avg Purch** **Avg Selling** Selling Min Selling Max
LAMB/SHEEP Weighted 20%

Class	Units	Avg Mass	Avg Purch	Avg Selling	Selling Min	Selling Max
A0	213	10,15	23,63	29,25	25,00	42,28
A1	459	14,07	62,27	64,72	58,50	70,12
A2	7344	19,86	72,74	73,45	69,61	82,50
A3	1149	22,30	72,68	72,63	69,83	81,61
A4	228	23,06	62,41	62,64	60,57	65,22
A5	44	22,86	53,70	55,83	53,88	58,89
A6	18	22,05	54,61	53,32	52,42	57,00
AB2	106	20,68	58,54	60,67	57,73	63,96
AB3	19	26,17	60,27	62,19	61,42	65,03
B2	165	22,07	52,86	57,85	54,80	60,14
B3	17	24,55	51,07	57,76	55,35	59,12
C2	2262	22,95	51,48	52,80	48,22	57,09
C3	430	26,06	51,51	53,87	47,51	57,27



12 454
 Class Units Avg Mass **Avg Purch** Purch Min Purch Max
PIGS Weighted 20%

Class	Units	Avg Mass	Avg Purch	Purch Min	Purch Max
P	2048	51,88	20,24	18,19	21,70
O	122	53,88	19,84	16,82	21,00
R	12	49,01	17,26	15,25	20,00
C	1	57,40	14,00	14,00	14,00
S	1	24,00	16,00	16,00	16,00
20 - 55,99 kg Porkers					
P	1214	61,07	19,35	17,80	21,72
O	104	62,24	19,08	18,05	20,86
R	9	62,49	17,20	14,50	21,04
C	3	61,40	14,31	13,50	16,00
56 - 64,99 kg Cutters					
P	9698	75,29	20,22	18,26	23,66
O	2457	76,05	19,93	18,32	21,91
R	191	76,71	19,47	17,81	21,29
C	9	72,99	17,46	15,78	19,00
U	4	76,95	13,87	13,00	14,50
S	3	68,67	13,66	13,00	14,00
65 - 79,99 kg Baconers					
P	6187	86,61	20,05	16,52	23,23
O	7480	87,98	19,91	17,07	22,38
R	940	89,30	19,53	17,44	21,28
C	49	89,88	16,85	15,10	17,50
U	1	82,06	16,60	16,60	16,60
S	51	97,44	18,76	17,83	19,40
80 - 99,99 kg Heavy Baconers					
>100kg SAU	2216,00	124,67	14,83	13,24	17,32
	32 800				



THIS INFORMATION IS PROTECTED AGAINST COPYING OR DISTRIBUTION WITHOUT PRIOR PERMISSION FROM THE RMAA BOARD.

FOR ENQUIRIES, PLEASE CONTACT RMAA AT TEL (012) 349 1237/8 or info@rmaa.co.za

Disclaimer: In no event shall the RMAA be liable for any direct, special, indirect or consequential damages, or any other damages of any kind, including but not limited to loss of use, loss of profits, or loss of data, whether in an action in contract, tort (including but not limited to negligence), or otherwise, arising out of or in any way connected with the use of this information. While the RMAA takes great care in compiling the contents of this page, it is nevertheless only meant to provide non-binding general information and cannot replace detailed individual advice to help the prospective buyer make his decision. The RMAA does not guarantee that the information on these pages is up-to-date, accurate and complete.