

NATIONAL SOUTH AFRICAN PRICE INFORMATION FOR WEEK Week 51

Class Units Avg Mass Avg Purch Avg Selling Selling Min Selling Max From 2019/12/17 To 2019/12/22

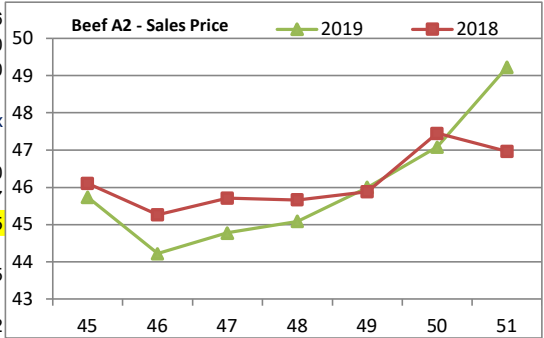
CATTLE
Weighted 20%

Class	Units	Avg Mass	Avg Purch	Avg Selling	Selling Min	Selling Max
A2	5022	259,80	45,95	49,22	47,71	49,71
A3	683	261,63	45,51	49,65	47,95	50,49
AB2	244	245,53	43,37	46,63	43,37	47,79
AB3	46	283,57	44,66	46,78	44,08	48,26
B2	171	237,41	39,50	43,46	39,46	44,75
B3	31	283,79	43,65	43,90	41,33	45,06
C2	835	256,64	38,67	42,27	38,09	44,00
C3	234	288,60	39,02	42,20	38,55	44,00

Hide Feedlot	Weighted	2,12
Hide Field	Average	1,29
Dorper	ea	40,00
Merino	ea	53,00

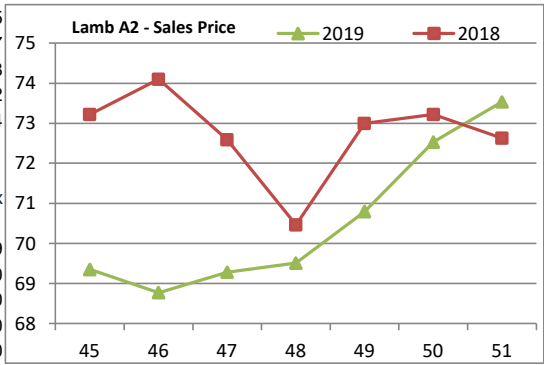
LAMB/SHEEP
Weighted 20%

Class	Units	Avg Mass	Avg Purch	Avg Selling	Selling Min	Selling Max
A0	81	12,70	52,91	60,03	59,35	61,40
A1	688	14,21	72,73	70,39	66,95	77,37
A2	10161	20,68	76,86	73,54	69,61	82,75
A3	1539	23,68	76,17	73,60	67,07	85,01
A4	262	25,01	70,31	65,37	61,70	72,95
A5	33	26,59	70,28	64,99	53,75	71,41
A6	15	25,22	62,90	55,68	52,35	63,62
AB2	118	19,59	60,79	56,84	58,16	75,90
AB3	20	26,79	63,85	56,05	50,00	61,35
B2	713	21,45	57,01	59,45	55,78	60,97
B3	24	24,52	55,33	55,42	53,37	57,48
C2	2195	23,49	52,06	53,73	50,79	56,52
C3	212	27,89	51,57	53,70	53,04	55,24

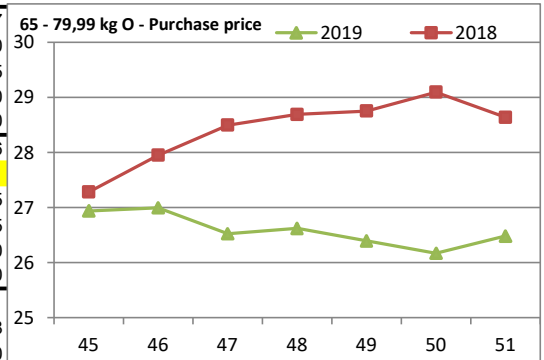


PIGS
Weighted 20%

Class	Units	Avg Mass	Avg Purch	Purch Min	Purch Max
P	2769	50,77	27,53	25,05	28,59
O	246	50,05	26,51	20,60	28,30
R	27	57,14	27,12	25,27	27,50
C	4	52,05	23,63	18,00	27,00
U	1	65,10	27,00	27,00	27,00
S	4	23,98	25,00	25,00	25,00



20 - 55,99 kg	Porkers	P	2769	50,77	27,53	25,05	28,59
		O	246	50,05	26,51	20,60	28,30
		R	27	57,14	27,12	25,27	27,50
		C	4	52,05	23,63	18,00	27,00
		U	1	65,10	27,00	27,00	27,00
		S	4	23,98	25,00	25,00	25,00
56 - 64,99 kg	Cutters	P	1791	61,48	27,03	25,12	29,47
		O	281	61,95	26,54	25,30	28,30
		R	76	58,33	26,37	25,11	26,75
		C	1	58,50	18,00	18,00	18,00
65 - 79,99 kg	Baconers	P	11448	74,07	26,35	24,70	28,46
		O	4203	74,75	26,48	24,85	28,51
		R	365	76,06	25,75	24,25	27,95
		C	12	76,73	22,82	18,00	25,25
		U	5	73,82	19,70	18,00	22,50
80 - 99,99 kg	Heavy Baconers	P	3486	84,09	25,47	24,79	26,61
		O	5992	85,04	25,41	24,86	26,58
		R	1000	86,06	24,83	24,02	25,50
		C	40	86,70	22,35	20,57	23,90
		U	7	87,67	22,64	22,50	22,75
S	7	85,03	23,51	18,00	24,50		
>100kg	SAU	774,00	139,85	20,62	17,72	23,70	



THIS INFORMATION IS PROTECTED AGAINST COPYING OR DISTRIBUTION WITHOUT PRIOR PERMISSION FROM THE RMAA BOARD.

FOR ENQUIRIES, PLEASE CONTACT RMAA AT TEL (012) 349 1237/8 or info@rmaa.co.za

Disclaimer: In no event shall the RMAA be liable for any direct, special, indirect or consequential damages, or any other damages of any kind, including but not limited to loss of use, loss of profits, or loss of data, whether in an action in contract, tort (including but not limited to negligence), or otherwise, arising out of or in any way connected with the use of this information. While the RMAA takes great care in compiling the contents of this page, it is nevertheless only meant to provide non-binding general information and cannot replace detailed individual advice to help the prospective buyer make his decision. The RMAA does not guarantee that the information on these pages is up-to-date, accurate and complete.