

NATIONAL SOUTH AFRICAN PRICE INFORMATION FOR WEEK Week 10

Class Units Avg Mass Avg Purch Avg Selling Selling Min Selling Max From 2020/03/02 To 2020/03/08

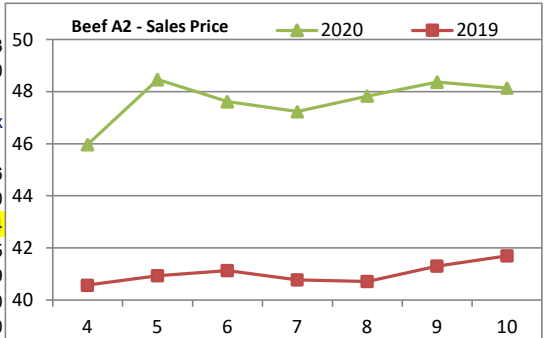
CATTLE

Class	Units	Avg Mass	Avg Purch	Avg Selling	Selling Min	Selling Max
Weighted 20%						
A2	9871	286,73	46,96	48,14	47,56	49,48
A3	1000	294,92	47,10	48,10	47,22	49,43
AB2	689	272,96	45,66	46,87	45,42	48,27
AB3	155	295,17	43,14	44,14	42,50	47,77
B2	408	276,24	44,19	45,77	41,33	49,93
B3	105	295,42	42,51	43,63	42,59	45,21
C2	1353	258,31	41,02	43,15	40,43	45,98
C3	348	282,62	40,57	42,35	40,76	43,50
13 929						

Hide Feedlot	Weighted	1,74
Hide Field	Average	1,42
Dorper	ea	36,50
Merino	ea	43,50

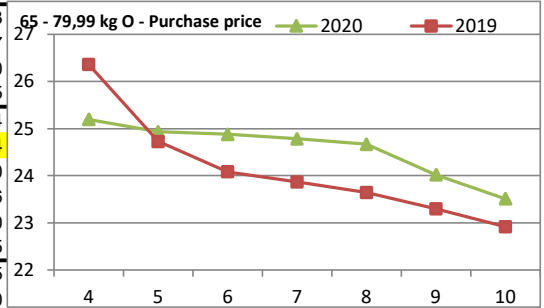
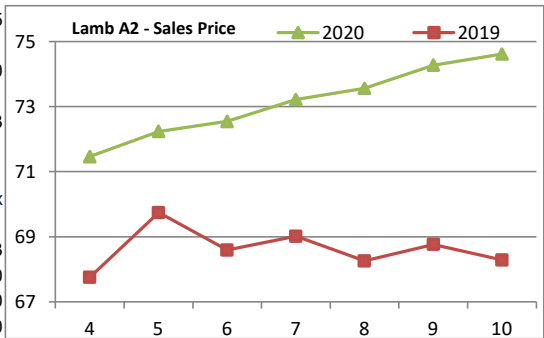
LAMB/SHEEP

Class	Units	Avg Mass	Avg Purch	Avg Selling	Selling Min	Selling Max
Weighted 20%						
A0	72	11,00	37,97	40,73	25,00	64,66
A1	426	13,85	60,03	60,35	40,00	73,80
A2	6636	20,09	75,81	74,62	70,37	81,04
A3	894	21,85	76,15	72,32	69,90	79,25
A4	200	21,51	63,00	62,44	56,00	71,29
A5	27	23,15	55,87	56,86	53,82	64,20
A6	41	21,93	54,18	54,26	52,36	63,40
AB2	157	20,80	57,72	63,18	60,21	65,00
AB3	6	29,10	49,73	46,97	44,57	58,95
B2	374	23,99	53,84	58,66	57,06	58,91
B3	14	27,97	54,57	59,86	59,33	60,00
C2	1914	23,63	53,47	55,72	51,15	58,91
C3	188	27,24	52,95	56,22	51,15	60,63
10 949						



PIGS

Class	Units	Avg Mass	Avg Purch	Purch Min	Purch Max
Weighted 20%					
20 - 55,99 kg					
Porkers					
P	1940	50,42	24,06	21,84	25,23
O	223	54,63	24,55	23,22	25,00
R	22	55,06	23,72	19,98	24,50
C	1	41,80	18,00	18,00	18,00
S	3	36,50	21,00	21,00	21,00
56 - 64,99 kg					
Cutters					
P	1513	61,12	23,40	22,00	25,03
O	212	62,37	23,21	22,00	24,37
R	15	61,54	20,77	17,50	23,00
C	1	58,00	19,25	19,25	19,25
65 - 79,99 kg					
Baconers					
P	8872	75,11	23,65	22,03	25,84
O	2944	75,62	23,51	22,01	24,64
R	277	75,67	22,93	21,74	23,40
C	22	73,80	18,37	16,53	21,26
U	10	75,90	18,36	17,00	22,00
S	6	77,35	19,33	17,00	25,75
80 - 99,99 kg					
Heavy Baconers					
P	4729	85,51	22,51	20,60	25,55
O	7150	86,69	22,76	20,60	24,70
R	1139	88,77	22,47	20,43	23,70
C	69	88,34	19,74	17,90	20,70
U	3	92,23	18,94	17,00	23,25
S	46	96,68	21,86	17,53	23,08
>100kg SAU					
	1595,00	124,85	17,36	15,10	19,76
	30 792				



THIS INFORMATION IS PROTECTED AGAINST COPYING OR DISTRIBUTION WITHOUT PRIOR PERMISSION FROM THE RMAA BOARD.

FOR ENQUIRIES, PLEASE CONTACT RMAA AT TEL (012) 349 1237/8 or info@rmaa.co.za

Disclaimer: In no event shall the RMAA be liable for any direct, special, indirect or consequential damages, or any other damages of any kind, including but not limited to loss of use, loss of profits, or loss of data, whether in an action in contract, tort (including but not limited to negligence), or otherwise, arising out of or in any way connected with the use of this information. While the RMAA takes great care in compiling the contents of this page, it is nevertheless only meant to provide non-binding general information and cannot replace detailed individual advice to help the prospective buyer make his decision. The RMAA does not guarantee that the information on these pages is up-to-date, accurate and complete.