

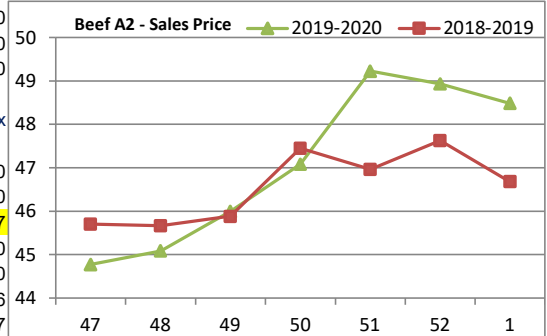
## NATIONAL SOUTH AFRICAN PRICE INFORMATION FOR WEEK Week 1

From 2019/12/30 To 2020/01/05

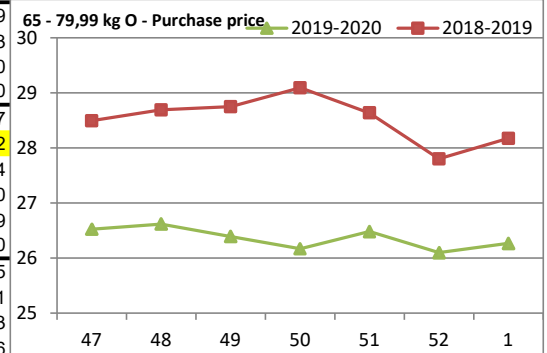
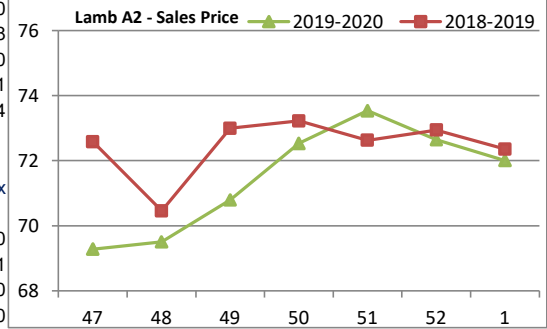
Class	Units	Avg Mass	Avg Purch	Avg Selling	Selling Min	Selling Max
<b>CATTLE</b>						
Weighted 20%						
A2	4871	1316,39	<b>45,01</b>	<b>48,48</b>	47,54	49,66
A3	399	282,55	<b>46,00</b>	<b>49,41</b>	48,18	50,87
AB2	237	262,56	<b>44,52</b>	<b>46,10</b>	43,67	47,66
AB3	25	262,04	<b>44,64</b>	<b>46,23</b>	44,50	47,78
B2	41	261,64	<b>41,62</b>	<b>42,11</b>	39,57	45,67
B3	12	296,33	<b>41,67</b>	<b>40,31</b>	38,25	43,00
C2	264	271,18	<b>39,18</b>	<b>40,89</b>	37,59	44,00
C3	25	297,34	<b>38,44</b>	<b>39,11</b>	36,40	41,00
5 874						

Hide Feedlot	Weighted	1,97
Hide Field	Average	1,28
Dorper	ea	35,00
Merino	ea	46,67

Class	Units	Avg Mass	Avg Purch	Avg Selling	Selling Min	Selling Max
<b>LAMB/SHEEP</b>						
Weighted 20%						
A0	63	13,31	<b>46,15</b>	<b>55,97</b>	50,00	65,00
A1	284	14,35	<b>69,92</b>	<b>70,00</b>	63,25	77,00
A2	6919	21,26	<b>77,46</b>	<b>72,01</b>	66,50	82,37
A3	1299	23,52	<b>78,04</b>	<b>73,78</b>	69,75	89,50
A4	253	24,75	<b>70,81</b>	<b>64,78</b>	61,80	75,20
A5	13	23,33	<b>67,66</b>	<b>56,75</b>	53,78	59,66
A6	6	20,90	<b>58,39</b>	<b>52,37</b>	52,37	52,37
AB2	29	21,51	<b>60,33</b>	<b>62,23</b>	61,87	63,33
AB3	3	23,33	<b>59,74</b>	<b>64,48</b>	61,00	70,00
B2	239	22,34	<b>63,31</b>	<b>57,08</b>	55,52	58,18
B3	4	28,65	<b>66,28</b>	<b>55,53</b>	55,00	56,00
C2	361	21,90	<b>53,15</b>	<b>48,14</b>	34,62	55,21
C3	32	25,64	<b>56,73</b>	<b>54,63</b>	48,00	65,64
9 505						



Class	Units	Avg Mass	Avg Purch	Purch Min	Purch Max	
<b>PIGS</b>						
Weighted 20%						
20 - 55,99 kg Porkers	P	2233	51,46	<b>27,46</b>	25,02	28,20
	O	201	52,56	<b>27,13</b>	23,36	28,41
	R	28	53,79	<b>25,54</b>	21,94	27,50
	C	6	52,25	<b>21,59</b>	19,50	27,00
	S	3	21,90	<b>24,50</b>	24,50	24,50
56 - 64,99 kg Cutters	P	959	61,42	<b>26,92</b>	25,19	29,39
	O	125	62,92	<b>26,43</b>	25,08	28,33
	R	7	62,59	<b>25,58</b>	24,83	26,10
	C	1	58,10	<b>18,00</b>	18,00	18,00
65 - 79,99 kg Baconers	P	6014	74,29	<b>26,30</b>	24,67	28,37
	O	2329	75,10	<b>26,27</b>	24,77	28,32
	R	193	75,52	<b>24,72</b>	23,68	26,04
	C	20	74,10	<b>21,13</b>	19,50	24,00
	U	7	75,85	<b>20,14</b>	19,26	20,29
80 - 99,99 kg Heavy Baconers	S	2	83,80	<b>19,50</b>	19,50	19,50
	P	2720	84,77	<b>25,52</b>	24,88	26,45
	O	4466	86,40	<b>25,19</b>	24,78	26,01
	R	757	87,95	<b>24,71</b>	24,06	25,33
	C	34	87,54	<b>21,21</b>	20,24	22,96
>100kg SAU	U	5	91,31	<b>20,07</b>	19,26	22,50
	S	4	94,53	<b>21,98</b>	19,50	24,30
		653,00	135,09	<b>20,07</b>	17,64	22,88
20 767						



THIS INFORMATION IS PROTECTED AGAINST COPYING OR DISTRIBUTION WITHOUT PRIOR PERMISSION FROM THE RMAA BOARD.

FOR ENQUIRIES, PLEASE CONTACT RMAA AT TEL (012) 349 1237/8 or [info@rmaa.co.za](mailto:info@rmaa.co.za)

Disclaimer: In no event shall the RMAA be liable for any direct, special, indirect or consequential damages, or any other damages of any kind, including but not limited to loss of use, loss of profits, or loss of data, whether in an action in contract, tort (including but not limited to negligence), or otherwise, arising out of or in any way connected with the use of this information. While the RMAA takes great care in compiling the contents of this page, it is nevertheless only meant to provide non-binding general information and cannot replace detailed individual advice to help the prospective buyer make his decision. The RMAA does not guarantee that the information on these pages is up-to-date, accurate and complete.