

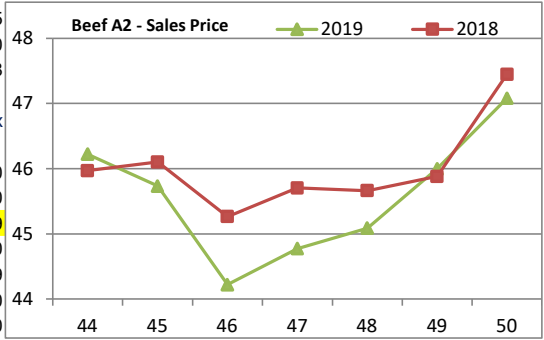
## NATIONAL SOUTH AFRICAN PRICE INFORMATION FOR WEEK Week 50

Class      Units   Avg Mass   Avg Purch   Avg Selling   Selling Min   Selling Max      From 2019/12/09 To 2019/12/15

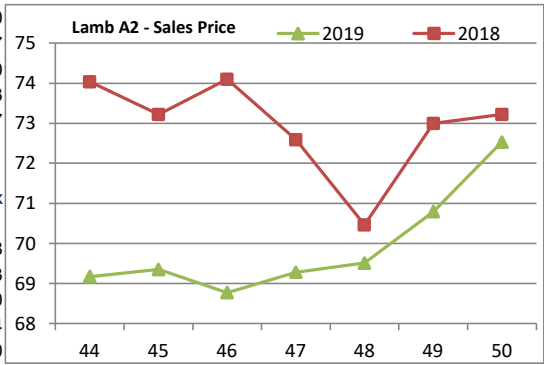
CATTLE						
Class	Units	Avg Mass	Avg Purch	Avg Selling	Selling Min	Selling Max
Weighted 20%						
A2	14137	272,39	45,05	47,08	45,58	48,54
A3	1222	294,16	44,87	47,18	45,62	49,08
AB2	532	275,15	43,28	44,41	42,05	47,40
AB3	95	290,14	43,81	44,51	42,78	47,35
B2	241	265,74	39,46	41,03	37,89	43,65
B3	35	293,54	40,08	40,65	37,50	42,75
C2	891	268,35	37,86	39,66	36,92	42,50
C3	216	298,05	38,14	40,33	37,22	42,58

Hide Feedlot	Weighted	1,82
Hide Field	Average	1,43
Dorper	ea	30,74
Merino	ea	45,71

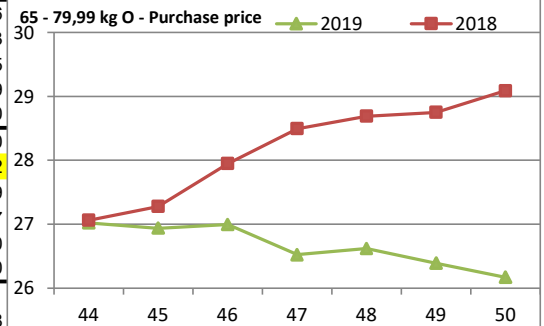
LAMB/SHEEP						
Class	Units	Avg Mass	Avg Purch	Avg Selling	Selling Min	Selling Max
Weighted 20%						
A0	108	12,81	57,40	68,49	59,44	78,00
A1	484	14,37	70,10	72,06	65,00	78,10
A2	10397	20,79	73,87	72,53	69,14	77,49
A3	1762	23,68	72,59	72,07	68,86	75,50
A4	295	24,37	65,27	64,32	61,66	69,39
A5	38	25,35	62,36	59,10	53,74	64,20
A6	30	21,36	57,03	57,01	52,33	68,50
AB2	156	19,30	56,01	61,87	56,61	65,30
AB3	3	23,90	56,37	58,75	56,00	66,00
B2	747	21,25	52,39	57,45	52,89	62,07
B3	6	24,68	52,41	56,36	55,36	60,00
C2	2144	23,60	50,97	53,71	49,19	56,13
C3	246	26,64	49,36	51,74	47,00	55,27



Class	Units	Avg Mass	Avg Purch	Purch Min	Purch Max
Weighted 20%					
<b>PIGS</b>					
P	2517	50,05	27,20	24,75	28,08
O	167	49,94	26,46	22,66	28,03
R	39	50,72	25,15	20,49	27,50
C	16	46,33	18,59	16,67	23,94
U	5	50,62	21,92	17,00	27,00
S	9	33,11	24,70	24,70	24,70



20 - 55,99 kg	Porkers	P	2517	50,05	27,20	24,75	28,08
		O	167	49,94	26,46	22,66	28,03
		R	39	50,72	25,15	20,49	27,50
		C	16	46,33	18,59	16,67	23,94
		U	5	50,62	21,92	17,00	27,00
		S	9	33,11	24,70	24,70	24,70
56 - 64,99 kg	Cutters	P	1927	60,87	26,94	25,54	28,46
		O	246	61,32	26,55	25,49	28,03
		R	18	60,52	25,09	23,00	26,75
		C	3	61,96	18,33	17,00	20,99
		S	1	67,00	17,00	17,00	17,00
65 - 79,99 kg	Baconers	P	10928	74,12	26,42	25,01	28,20
		O	3799	75,62	26,17	25,14	27,62
		R	308	76,84	25,17	24,10	26,19
		C	22	76,02	22,16	18,65	24,67
		U	6	74,72	20,19	17,00	23,50
80 - 99,99 kg	Heavy Baconers	P	4393	83,90	25,52	24,87	26,41
		O	6451	85,14	25,69	24,88	27,38
		R	951	86,44	25,28	24,42	27,06
		C	34	87,06	22,09	20,90	23,24
		U	3	83,83	22,93	22,50	23,75
S	12	96,27	23,13	19,00	24,37		
>100kg	SAU	940,00	141,10	20,42	17,64	23,34	



THIS INFORMATION IS PROTECTED AGAINST COPYING OR DISTRIBUTION WITHOUT PRIOR PERMISSION FROM THE RMAA BOARD.

FOR ENQUIRIES, PLEASE CONTACT RMAA AT TEL (012) 349 1237/8 or info@rmaa.co.za

Disclaimer: In no event shall the RMAA be liable for any direct, special, indirect or consequential damages, or any other damages of any kind, including but not limited to loss of use, loss of profits, or loss of data, whether in an action in contract, tort (including but not limited to negligence), or otherwise, arising out of or in any way connected with the use of this information. While the RMAA takes great care in compiling the contents of this page, it is nevertheless only meant to provide non-binding general information and cannot replace detailed individual advice to help the prospective buyer make his decision. The RMAA does not guarantee that the information on these pages is up-to-date, accurate and complete.