

## NATIONAL SOUTH AFRICAN PRICE INFORMATION FOR WEEK Week 49

Class      Units    Avg Mass    Avg Purch    Avg Selling    Selling Min    Selling Max      From 2019/12/02 To 2019/12/08

### CATTLE

Class	Units	Avg Mass	Avg Purch	Avg Selling	Selling Min	Selling Max
Weighted 20%						
A2	12767	277,27	44,67	46,00	44,86	46,98
A3	986	317,34	44,07	46,29	44,71	47,36
AB2	547	279,64	43,06	44,18	41,98	46,21
AB3	93	307,56	42,76	44,24	42,28	46,50
B2	357	276,47	39,73	41,33	38,08	44,02
B3	56	307,21	40,97	42,26	40,90	45,50
C2	1125	260,26	37,47	39,73	36,72	42,50
C3	206	292,37	38,10	39,49	37,20	42,50

Hide Feedlot	Weighted	1,92
Hide Field	Average	1,54
Dorper	ea	34,17
Merino	ea	43,29

16 137

### LAMB/SHEEP

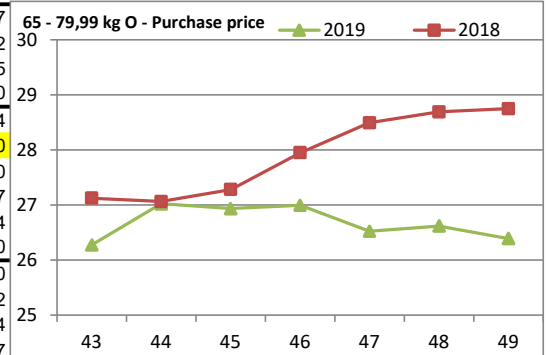
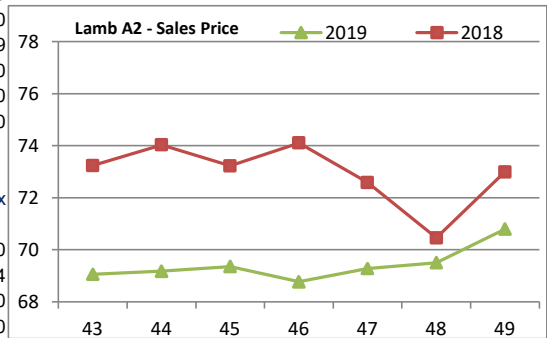
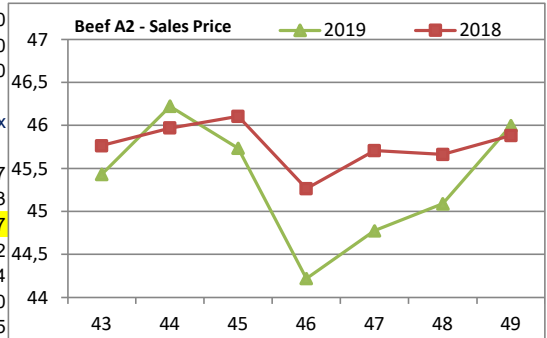
Class	Units	Avg Mass	Avg Purch	Avg Selling	Selling Min	Selling Max
Weighted 20%						
A0	45	11,98	45,23	59,97	58,98	61,37
A1	333	14,83	61,67	66,10	57,91	70,23
A2	8580	21,18	68,91	70,80	68,95	73,27
A3	1071	23,25	69,49	70,45	68,04	72,82
A4	150	25,08	63,94	61,50	60,33	63,34
A5	14	26,92	62,02	57,91	53,74	60,50
A6	7	31,87	62,85	61,07	52,33	66,05
AB2	107	21,40	54,63	61,53	59,76	63,83
AB3	3	28,97	55,44	61,35	58,00	64,00
B2	1204	22,07	51,73	58,73	57,13	59,59
B3	33	26,74	49,99	57,55	55,82	58,00
C2	2015	23,74	49,23	53,97	49,13	58,00
C3	169	28,46	48,54	52,80	47,09	58,00

13 731

### PIGS

Class	Units	Avg Mass	Avg Purch	Purch Min	Purch Max
Weighted 20%					
<b>20 - 55,99 kg</b>					
Porkers					
P	2297	50,84	27,38	24,98	28,50
O	113	48,20	27,28	25,60	28,54
R	16	49,24	26,18	24,19	28,00
C	2	59,40	26,15	24,50	27,50
S	4	30,13	23,90	22,50	25,00
<b>56 - 64,99 kg</b>					
Cutters					
P	2421	61,34	26,56	25,85	28,37
O	247	62,08	26,55	25,97	27,82
R	17	60,65	25,12	21,00	26,75
C	2	63,40	22,50	22,50	22,50
<b>65 - 79,99 kg</b>					
Baconers					
P	10657	74,58	26,56	25,62	27,94
O	3153	75,32	26,39	25,79	27,60
R	279	75,24	25,22	23,78	26,20
C	22	75,12	23,12	20,24	25,27
U	7	68,96	23,10	22,50	23,34
S	4	70,00	22,50	22,50	22,50
<b>80 - 99,99 kg</b>					
Heavy Baconers					
P	4306	84,66	25,66	24,90	26,40
O	5982	85,54	25,80	24,90	27,22
R	984	87,00	25,13	23,99	26,64
C	54	86,82	22,29	20,59	24,57
U	43	87,88	20,03	19,00	22,67
S	37	97,04	25,13	23,01	26,21
<b>&gt;100kg SAU</b>					
	967,00	140,49	20,37	17,94	23,19

31 614



THIS INFORMATION IS PROTECTED AGAINST COPYING OR DISTRIBUTION WITHOUT PRIOR PERMISSION FROM THE RMAA BOARD.

FOR ENQUIRIES, PLEASE CONTACT RMAA AT TEL (012) 349 1237/8 or info@rmaa.co.za

Disclaimer: In no event shall the RMAA be liable for any direct, special, indirect or consequential damages, or any other damages of any kind, including but not limited to loss of use, loss of profits, or loss of data, whether in an action in contract, tort (including but not limited to negligence), or otherwise, arising out of or in any way connected with the use of this information. While the RMAA takes great care in compiling the contents of this page, it is nevertheless only meant to provide non-binding general information and cannot replace detailed individual advice to help the prospective buyer make his decision. The RMAA does not guarantee that the information on these pages is up-to-date, accurate and complete.